

Editor: LMHI Secretary for Research Dr Michel Van Wassenhoven

SCIENTIFIC FRAMEWORK OF HOMEOPATHY

Evidence Based Homeopathy 2013

Revised edition after 67th LMHI Congress, September 2012 (Nara, Japan)



E.C.H. – European Committee for Homeopathy
info@homeopathyeurope.org
www.homeopathyeurope.org



LMHI – Liga Medicorum Homoeopathica Internationalis
research@lmhint.net
www.lmhi.net

SUMMARY

This booklet is aimed at considering all important aspects of the scientific framework of homeopathic practice including ethical questions and evaluation of daily practice, looking at the level of scientific evidence of each of these aspects. The conclusions are that homeopathy has to stay in the framework of medical practice and it is even a necessity for public health. Of course, more research is always necessary.

This booklet is a joint production of the Liga Medicorum Homoeopathica Internationalis and of the European Committee for Homeopathy.

CONTENTS

Chapter I:	Introduction	page 4
Chapter II:	General framework and ethical aspects	page 5
Chapter III:	Framework of the practice	page 22
Chapter IV:	Meta-analyses – Systematic “Reviews”	page 27
Chapter V:	The results of ‘ECHO’	page 33
Chapter VI:	Internal evidence – Heuristic	page 38
Chapter VII:	The homeopathic medicine has a specific activity	page 44
	Physics of homeopathic medicines / Mechanism of action	page 47
Chapter VIII:	Veterinary homeopathy	page 51
Chapter IX:	Questioning homeopathic medicines	page 53
Chapter X:	Homeopathy and epidemic diseases	page 57
General conclusions:	page 62
Definitions	page 63
References	page 65

CHAPTER I

INTRODUCTION

The aim of this booklet is the study of the current framework of the practice of homeopathy in the world. The scientific adequacy will be considered regarding the level of positive evidence currently available for each considered aspect.

The comparable Oxford university scale is divided into five levels instead of four.

Level of evidence :

- I = the existence of meta-analyses and/or systematic positive « reviews » of the literature.
- IIa = controlled multiplied experiments, randomised, positive results.
- IIb = some controlled experiments, randomised, positive results.
- IIIa = study with multiple cohorts, positive results.
- IIIb = study with some cohorts, positive results.
- IV = opinion of experts (clinical and daily cases)

The use of homeopathic medicines is widely spread throughout the world population.

In Europe and some other countries in the world, these medicines are submitted to a registration procedure (1) that guarantees an optimal pharmaceutical quality and safety for users.

A potential risk may exist when these medicines are used without having already made a medical diagnosis. To minimize this risk it is essential to keep homeopathy within the framework of medical practice.

In several countries, a law on patients' rights has come into force. This means that the patients have the right to choose or to refuse a proposed treatment. Medical doctors cannot inform the patient correctly if they do not know all possible medical approaches. As such, an ethical dilemma is created when the use of homeopathic medicines would warrant consideration and Medical Doctors are not aware of the possible efficiency of homeopathic treatments.

It is essential for public health to formulate concrete answers to all of these questions. This booklet is also aimed to help in the formulation of pragmatic solutions to these problems.

CHAPTER II

GENERAL FRAMEWORK AND ETHICAL POINT OF VIEW (2)

First part of chapter II

A. The place of the non-conventional medicine in our public health system

The **World Health Organisation (WHO)** concludes, in a report of May 2005, concerning the politics surrounding traditional medicine in different countries (3), that traditional medicine (TM), all over the world, maintains its popularity. In addition, during the last ten years the use of CAM (Complementary and Alternative Medicine) has increased in several countries. The safety of the use of these products and their quality control and evaluation in term of efficacy are priorities for the political authorities as well as for the population.

The WHO questioned their 191 members. Of those 141 countries (74 %) responded.

Of these countries who responded, 32 % have developed a policy of health including TM/CAM and 56 % stated that a policy concerning TM/CAM is in "construction".

Only 5 countries developed this regularization prior to 1990.

Of those responders, 28 % have an adapted national program specific to TM/CAM and 58 % have put in place a national committee responsible for TM/CAM. In most cases this committee is part of the Health Department. Of these responding countries 43 % have established a committee of experts for TM/CAM.

A problem of harmonization exists among the different countries. This may be attributed to major difficulties such as the absence of a standardized educational program for TM/CAM and a lack of experts on this matter. Countries are asking the support and advice of the WHO to develop a national policy concerning the regularization of TM/CAM.

Beijing Declaration

Adopted by the WHO Congress on Traditional Medicine, Beijing, China, 8 November 2008

Participants at the World Health Organization Congress on Traditional Medicine, meeting in Beijing this eighth day of November in the year two thousand and eight:

- Recalling the International Conference on Primary Health Care at Alma Ata thirty years ago and noting that people have the right and duty to participate individually and collectively in the planning and implementation of their health care, which may include access to traditional medicine;
- Recalling World Health Assembly resolutions promoting traditional medicine, including WHA56.31 on Traditional Medicine of May 2003;
- Noting that the term "traditional medicine" covers a wide variety of therapies and practices which may vary greatly from country to country and from region to region, and that traditional medicine may also be referred to as alternative or complementary medicine;
- Recognizing traditional medicine as one of the resources of primary health care services to increase availability and affordability and to contribute to improve health outcomes including those mentioned in the Millennium

Development Goals;

- Recognizing that Member States have different domestic legislation, approaches, regulatory responsibilities and delivery models;
- Noting that progress in the field of traditional medicine has been obtained in a number of Member States through implementation of the WHO Traditional Medicine Strategy 2002-2005;
- Expressing the need for action and cooperation by the international community, governments, and health professionals and workers, to ensure proper use of traditional medicine as an important component contributing to the health of all people, in accordance with national capacity, priorities and relevant legislation;

In accordance with national capacities, priorities, relevant legislation and circumstances hereby make the following Declaration:

- I. The knowledge of traditional medicine, treatments and practices should be respected, preserved, promoted and communicated widely and appropriately based on the circumstances in each country.
- II. Governments have a responsibility for the health of their people and should formulate national policies, regulations and standards, as part of comprehensive national health systems to ensure appropriate, safe and effective use of traditional medicine.
- III. Recognizing the progress of many governments to date in integrating traditional medicine into their national health systems, we call on those who have not yet done so to take action.
- IV. Traditional medicine should be further developed based on research and innovation in line with the "Global strategy and plan of action on public health, innovation and intellectual property" adopted at the Sixty-first World Health Assembly in resolution WHA61.21 in 2008. Governments, international organizations and other stakeholders should collaborate in implementing the global strategy and plan of action.
- V. Governments should establish systems for the qualification, accreditation or licensing of traditional medicine practitioners. Traditional medicine practitioners should upgrade their knowledge and skills based on national requirements.
- VI. The communication between conventional and traditional medicine providers should be strengthened and appropriate training programs be established for health professionals, medical students and relevant researchers.

At the sixty-second World Health Assembly of 22 May 2009 (WHA62.13 – Agenda item 12.4 about Traditional medicine) the WHO concluded as follow:

Having considered the report on primary health care, including health system strengthening (Document A62/8); Recalling resolutions WHA22.54, WHA29.72, WHA30.49, WHA31.33, WHA40.33, WHA41.19, WHA42.43, WHA54.11, WHA56.31 and WHA61.21; Recalling the Declaration on Alma-Ata which states, inter alia, that “The people have the right and duty to participate individually and collectively in the planning and implementation of their health care” and “Primary health care relies, at local and referral levels, on health workers, including physicians, nurses, midwives, auxiliaries and community workers as applicable, as well as traditional practitioners as needed, suitably trained socially and technically to work as a health team and to respond to the expressed health needs of the community”;

Noting that the term “traditional medicine” covers a wide variety of therapies and practices which may vary from country to country and from region to region;

Recognizing “traditional medicine” as one of the resources of primary health care services that could contribute to improved health outcomes, including those in the Millennium Development Goals;

Recognizing that Member States have different domestic legislation, approaches, regulatory responsibilities and delivery models related to primary health care;

Noting the progress that many governments have made to include “traditional medicine” into their national health care;

Noting that progress in the field of “traditional medicine” has been achieved by a number of Member States through implementation of the WHO traditional medicine strategy 2002-2005 (Document WHO/EDM/TRM/2002);

Expressing the need for action and cooperation by the international community, governments and health professionals and workers, to ensure proper use of “traditional medicine” as an important component contributing to the health of all people, in accordance with national capacity, priorities and relevant legislation;

Noting that the WHO Congress on “Traditional Medicine” took place from 7 to 9 November 2008, in Beijing, China, and adopted the Beijing Declaration on “Traditional Medicine”;

Noting that African Traditional Medicine Day is commemorated annually on 31 August in order to raise awareness and the profile of “traditional medicine” in the African region, as well as to promote its integration into national health systems,

1. URGES Member States, in accordance with national capacities, priorities, relevant legislation and circumstance:

(1) to consider adopting and implementing the Beijing Declaration on Traditional Medicine in accordance with national capacities, priorities, relevant legislation and circumstances;

(2) to respect, preserve and widely communicate, as appropriate, the knowledge of traditional medicine, treatments and practices, appropriately based on the circumstances in each country, and on evidence of safety, efficacy and quality;

(3) to formulate national policies, regulations and standards, as part of comprehensive national health systems, to promote appropriate, safe and effective use of traditional medicine;

(4) to consider, where appropriate, including traditional medicine into their national health systems based on national capacities, priorities, relevant legislation and circumstances, and on evidence of safety, efficacy and quality;

(5) to further develop traditional medicine based on research and innovation, giving due consideration to the specific actions related to traditional medicine in the implementation of the Global strategy and plan of action on public health, innovation and intellectual property;

(6) to consider, where appropriate, establishing systems for the qualification, accreditation or licensing of traditional medicine practitioners and to assist traditional medicine practitioners to upgrade their knowledge and skill in collaboration with relevant health providers, on the basis of traditions and customs of indigenous peoples and communities;

(7) to consider strengthening communication between conventional and traditional medicine providers and, where appropriate, establishing appropriate training programmes with content related to traditional medicine for health professionals, medical students and relevant researchers;

(8) to cooperate with other in sharing knowledge and practices of traditional medicine and exchanging training programmes on traditional medicine, consistent with national legislation and relevant international obligations;

2. REQUESTS the Director-General:

(1) to provide support to Member States, as appropriate and upon request, in implementing the Beijing Declaration on Traditional Medicine;

(2) to update the WHO traditional medicine strategy 2002-2005, based on countries' progress and current challenges in the field of traditional medicine;

(3) to give due consideration to the specific actions related to traditional medicine in the implementation of the Global strategy and plan of action on public health, innovation and intellectual property and the WHO global strategy for prevention and control of non communicable diseases;

(4) to continue providing policy guidance to countries on how to integrate traditional medicine into health systems, especially to promote, where appropriate, the use of traditional/indigenous medicine for primary health care, including disease prevention and health

promotion, in line with evidence of safety, efficacy and quality taking into account the traditions and customs of indigenous peoples and communities;

(5) to continue providing technical guidance to support countries in ensuring the safety, efficacy and quality of traditional medicine; considering the participation of peoples and communities and taking into account their traditions and customs;

(6) to strengthen cooperation with WHO collaborating centres, research institutions and non governmental organizations in order to share evidence-based information taking into account the traditions and customs of indigenous peoples and communities; and to support training programmes for national capacity building in the field of traditional medicine.

Eighth plenary meeting, 22 May 2009
A62/VR/8

WHO Safety Issues in the Preparation of Homeopathic Medicines 2010

This official WHO booklet is considering the challenges of quality control and regulation of homeopathic medicines in the world. It can be requested at bookorder@who.int under ISBN number 978 92 4 159884 2 (NLM classification: WB 930). It may be downloaded at www.who.int/medicines/areas/traditional/prephomeopathic/en/index.html.

It defines homeopathy as one of the most commonly used form of herbal medicines (*even if plants are not the only stocks used in homeopathy*). There is a large market for homeopathic products around the world. For example, in 2008, Australia spent 7.3 million US dollars on homeopathic medicines, France spent more than 408 million, Germany 346 million and the United Kingdom more than 62 million US dollars. In the United States, adults spent 2.9 billion US dollars on homeopathic products in 2007.

The use of homeopathic medicines has spread more and more, and now it is widespread, not only in the European region, but also in south Asian countries and North and South American countries. With the worldwide increase in the use of homeopathic medicines and the rapid expansion of the global market, the safety and the quality of homeopathic medicines has become a major concern for health authorities, pharmaceutical industries and consumers. The safety of the homeopathic medicines largely depends on their quality. Requirements and methods for the quality control of finished homeopathic medicines are far more complex than for chemical drugs, particularly for the combined or mixed homeopathic medicines. Furthermore, the quality of the homeopathic medicines is influenced both by the quality of the procedure used

during their production and the quality of the raw material. Products that meet high quality standards are needed to allow the patient to make safe use of the homeopathic medicines. Now, this is more and more important because, as a consequence of market globalization, many of the raw materials and medicines used in the homeopathic systems come from different countries.

Adverse events occurring during homeopathic treatment are rarely attributed to the homeopathic medicine itself. However, safety assessment should also consider possible impurities of the source material or contamination in production and failures of good manufacturing practice. Furthermore, because many homeopathic medicines can be purchased as non-prescription medicines in community pharmacies and health stores, without consultation with a healthcare provider, it has become increasingly important to provide sufficient and accessible information regarding such medicines. Although homeopathic medicines are generally assumed to be benign, the level of authorization, appropriate labelling and quality assurance should take into consideration their extensive use, including that within vulnerable populations such as the elderly, pregnant women and children.

In **Europe** the report "Concerted Action for Complementary and Alternative Medicine (CAM) Assessment in the Cancer Field" (4) observed the same tendency concerning an increase in the use of CAM. This evolution goes on in different countries within different scientific frameworks. CAM would be understood as Non Conventional Medicine meaning that it is not yet part of a Convention in Medicine. This situation could evolve in the future.

Diagram 1: Regulation in European countries (CAM-CANCER report).

	« fully controlled systems » n=19	« partial controlled systems » n=10	
Countries	Austria, Belgium, Cyprus, Czech Republic, Estonia, France, Germany, Greece, Hungary, Latvia, Lithuania, Luxembourg, Italy, Poland, Portugal, Spain, Slovenia, Slovakia, Switzerland,	Denmark, Finland, Iceland, Liechtenstein, Ireland, Malta, The Netherlands, Norway, Sweden, UK	
Who is allowed to treat?	Statutorily regulated individuals.	Statutorily regulated individuals.	Everybody
Authorized Medical Activities:	<ul style="list-style-type: none"> • "risky" medical procedures • treating serious diseases • safe medical procedures • preventive/prophylaxis 	<ul style="list-style-type: none"> • "risky" medical procedures • treating serious diseases • safe medical procedures • preventive/prophylaxis 	<ul style="list-style-type: none"> • safe medical procedures • preventive/prophylaxis

Regulation systems in Europe



Regulation system

- All-regulated system
- Semi-regulated system
- Not included

In 19 of the 29 European countries (Central and South Europe) only the statutorily regulated individuals have the legal authorization to treat patients. In the ten remaining countries (Northern Europe) non-statutorily regulated individuals can offer care. In these countries several responsibilities remain in hands of medical doctors. The authorities control CAM practices by a "permit to practice", a licence, a protected title or voluntary registration. A supervising commission is installed in these countries. This commission determines which type of CAM can be considered as "sound professional practice" when delivered by statutorily regulated individuals. The practice by statutorily regulated individuals is strictly limited in some countries whereas in other countries these statutorily regulated individuals can have a free, unlimited practice.

"Plants" and homeopathic medicines authorized on the market are controlled by specific European directives and these directives are implemented in national legislation.

How can we protect patients from treatment inadequacy? The best way would be the recognition of CAM treatments in an adequate and legal way, but questions remain: is it better to limit the practice of CAM to accredited persons (Central and South Europe) versus non-accredited persons (Northern Europe)? Is the efficacy and quality of the CAM sufficiently verified in order to consider its introduction in the healthcare systems?

Table 2: regulated CAM in different European countries.

X: year of legalisation unknown.

Y: new law in preparations.

Countries	Regulating CAM providers by law								License	CAM Register
	No	Yes								
		Chiro- practices	Osteo- pathy	Napra- pathy	Homeo- Pathy	Acu- puncture	Naturo- -pathy	Phyto- therapy		
Austria	no									
Belgium		1999	1999		1999	1999			2013	2013
Bulgaria					2005					
Cyprus		X	y			y				
Czech Republic					2002					
Estonia	no									
France	no									
Denmark		1992								2004
Finland		1994	1993	1994						
France			2002							
Germany									1939	
Greece					2010					
Hungary									1997	
Iceland		1990	2005							2005
Ireland	no									y
Italy		y			2015	y		y	2015	2015
Latvia (physicians)					x	x				
Liechtenstein		1985								
Lithuania (physicians)					x					
Luxembourg	no									
Malta		x	x			x				
The Netherlands	no									
Norway		1988								2004
Poland	no									
Portugal		2003	2003		2003	2003	2003	x		
Spain					2009					
Slovakia	no									
Slovenia		2007	2007		2007	y				
Sweden		1989		1994						y
Switzerland		x	x						x	
UK		1994	1993		1950	y		y		x
Number	11	13	8	2	7	4	1	1	3	4

B. Teaching of homeopathy and use in hospitals in 22 European countries (5)

Austria :

Officially recognized diploma as an additional qualification (medical doctor / veterinary doctor qualified in homeopathy). Postgraduate education. Optional **introductory course** on CAM during basic education at the universities of Vienna, Innsbruck and Graz.

In 11 hospitals homeopathic care is possible on consultation.

Belgium:

Post-graduate **diploma** delivered by private schools. A National diploma exists delivered by the Homeopathic Faculty, grouping the different schools.

A compulsory optional **introductory course** at the University of Leuven (U.C.L.)

No official possibility for homeopathic care in hospitals but patient's rights include homeopathy as a possible patient choice in collaboration with the family medical doctor.

Bulgaria:

Postgraduate **diploma** in private schools recognized by the medical association.

No possibility of homeopathic care in hospitals.

Czech Republic:

Postgraduate **diploma** in private schools.

No possibility of homeopathic care in hospitals.

Denmark:

Education in private schools open for everybody (no formal medical education required)

No possibility of homeopathic care in hospitals.

Finland:

Education in private schools, open for everybody (no foregoing medical education required)

No possibility of homeopathic care in hospitals.

France:

Officially recognized **diploma** as an additional qualification (medical doctor /veterinary doctor qualified in homeopathy). Post-graduate education at the universities in Aix-Marseille, Besançon, Lille, Paris-Bobigny, Bordeaux II, Limoges, Poitiers and Lyon. Private schools also exist. Optional **introductory course** of CAM during the basis education at some universities

In 2 hospitals patients can come for a homeopathic consultation: Hôpital St. Jacques en Hôpital St. Luc Paris.

Germany:

Officially recognized **diploma** as an additional qualification (medical doctor /veterinary doctor qualified in homeopathy). Post-graduate education at the universities of Berlin, Düsseldorf, Hannover, Heidelberg and Freiburg. Private schools also exist

Compulsory optional **introductory course** of CAM during the basic education at some universities

In 1 hospital patients can come for a homeopathic consultation: 'Charité' hospital in Berlin.

Greece:

Postgraduate diploma in private schools and some universities.

No possibility of homeopathic care in hospitals.

Hungary:

Postgraduate diploma in private schools recognized by the medical chamber.

No possibility for homeopathic care in hospitals.

Ireland:

Postgraduate diploma in private schools, open for everybody (no foregoing medical education required).

No possibility for homeopathic care in hospitals.

Italy:

Officially recognized **diploma** as an additional qualification (medical doctor /veterinary doctor qualified in homeopathy). Post-graduate courses for medical doctors in Bologna, Roma, Siena (also dentists and pharmacists) Universities.

Postgraduate diploma in private schools for medical doctors, dentists, veterinarians, pharmacists. Postgraduate diploma organized by the Provincial Medical College in Reggio Calabria.

No possibility for homeopathic care in hospitals at this moment but announced.

Luxembourg:

Postgraduate diploma in private schools.

No possibility for homeopathic care in hospitals.

Netherlands:

Postgraduate diploma in private schools.

Optional introductory course of CAM during the basis education at some universities

No possibility for homeopathic care in hospitals.

Norway:

Education in private schools, open to everybody (no foregoing medical education required).

No possibility for homeopathic care in hospitals.

Poland:

Officially recognized **diploma** as an additional qualification (medical doctor /veterinary doctor qualified in homeopathy). Post-graduate education at 8 universities. No possibility for homeopathic care in hospitals.

Portugal:

Postgraduate **diploma** in private schools.

No possibility for homeopathic care in hospitals.

Romania:

Officially recognized **diploma** as an additional qualification (medical doctor/veterinary doctor qualified in homeopathy). Post-graduate education at 8 universities. Optional **introductory course** of CAM during the basis education at some private universities

No possibility for homeopathic care in hospitals.

Slovenia:

Postgraduate education at the private school of the Slovenian Homeopathic Society accredited by ECH.

No possibility for homeopathic care in hospitals.

Spain:

Officially recognized **diploma** as an additional qualification (medical doctor/veterinary doctor qualified in homeopathy). Post-graduate education at the universities of Sevilla, Murcia and Barcelona.

Optional **introductory course** of CAM during the basis education at some universities

No possibility for homeopathic care in hospitals.

Sweden:

Education in private schools open for everybody (no foregoing medical education required).

No possibility for homeopathic care in hospitals.

Switzerland:

Postgraduate diploma in private schools. At the university of Bern education in CAM is available.

Homeopathic care only in private hospitals.

Great-Britain:

Officially recognized **diploma** as an additional qualification (medical doctor/veterinary doctor qualified in homeopathy). The official recognized "Faculty of Homeopathy" delivers the diplomas. Postgraduate education in private schools, open for everybody.

Optional **introductory course** of CAM during the basis education at some universities

In 4 hospitals homeopathic consultations are possible: London, Liverpool, Bristol and Glasgow.

Homeopathy in intensive care and emergency services:

Recent publications show the benefit of homeopathy in hospitals but also in emergency services for patients in critical state (6, 7, 8, 9, 10, 11). The authors suggest the development of algorithms including homeopathy allowing quick and adequate responses for these patients.

The place of Homeopathy in India:

Homeopathy is available for patients in 230 hospitals (10.851 beds) and 5.836 dispensaries. Officially registered practitioners number 217,850. Two hundred sixteen colleges are teaching homeopathy. All of these activities are coordinated by the ministry (health-education-scientific research), as follows: more and more pathogenetic trials, clinical verification, efficiency and efficacy research including cost evaluation and even laboratory research in an organized and a systematic way. India is emerging as one of the strengthened infrastructures in homeopathy.

On 1 January 2013, the Government of India, Department of AYUSH/Ministry of Health and Family Welfare, published a booklet "HOMEOPATHY - Science of gentle healing" (ISBN:978-93-81458-05-1 New Delhi 2013, www.ccrhIndia.org/Dossier/index.html)

This booklet is a complete overview of the situation of homeopathy in India including principles, research and development, drug regulation, education and practice. The integration of the homeopathic approach into the Indian Health system is not only supported by many evidences in daily practice but also from large scale research including basic research.

The place of CAM in the U.S.A.:

The Consortium of the Academic Health Centres (12) integrate CAM in **30 university medical centres**. As in Great Britain, the concept of "integrated" medicine predominates. All possible treatments must be offered to the patient. This attitude is based on the results of intensive scientific research on CAM. Thus far the results are very hopeful for homeopathy.

The place of Homeopathy in South America:

Homeopathy is relatively popular in South America, with higher popularity in Brazil and Argentina. The Brazilian government recognizes formally homeopathy, and there is more than a dozen training programs for physicians. There are 15,000 doctors specialized in homeopathy in Brazil, making it the 16th among the 61 medical specialties. A research conducted in 2005 among medicine students found out that 85 % of them were of the opinion that Homeopathy should be part of the curriculum (19 % think it should be mandatory and 72 % optional).

In **Brazil**, since 1979 Homeopathy started figuring in the *Council of Medical Specialties of the Brazilian Medical Association*, and since 1980 it is considered a specialty of the Federal Medicine Council, not being considered alternative medicine anymore, but instead part of what is called *integrative medicine* nowadays. The UHS – Unified Health System, includes it in the attending routine and it is established as government policy. In the country, there are also vet doctors, dentists and pharmacists that officially work with homeopathy.

SUMMARY OF FIRST PART:

In the world, the use of homeopathy has increased in many countries. In Europe, homeopathy, as other CAM, is already partly regulated. Homeopathy is integrated in 6 of the 22 countries. Medical students get familiar with CAM by an introduction course in 9 of the 22 countries. A postgraduate diploma in homeopathy is recognized in 18 of the 22 countries. Despite the interest there are still some queries outstanding before considering full integration in all countries. Part 2 will study the reasons for this reservation.

Second part of chapter II

Arguments in relation to the reservations about CAM, in general, and homeopathy, in particular.

We know that in some European countries integration of homeopathy in the health services, even at University hospitals, is already accomplished. Nevertheless, some people resist this integration.

The conventional pharmaceutical industry, with its enormous financial power, does not like the development of "other" medical systems of medicine that could be an alternative to their market. This resistance is not really structured but competition is always a problem and if there is some opportunity to limit the action field of the "others" they will not hesitate to use it.

The "rationalists" are not so numerous but very well organized and very influential on the mass media. One single argument is sufficient to condemn everything that they do not accept: *"it is simply impossible that something would exist out of their rational way of thinking"*.

Scientific doubt is rejected. Scientific facts that do not find an explanation within their paradigm are *a priori* false. *"Somewhere there must be an error"*. This "rational world" is based on, and limited to, the molecular paradigm that is part of molecular biology. Outside of this scientific paradigm nothing can exist. However, other intercellular communication means do exist: biophotons (13), biophons (14) and electromagnetic waves (15) have been identified; they are activated by the communications between cells and molecules. There is also the molecular print in a solvent (16). These facts are not explicable by the molecular biology. Even effects of hormones cannot be explained only by the molecular theory because the number of molecules is insufficient to explain the amount of activated cells receptors; therefore the so-called "amplification" phenomenon must be developed.

As such, the major reason for rejection of scientific research in the field of homeopathy is a theoretical reticence. Research would not be necessary because the observed effects cannot fully match the molecular paradigm

and its investigations' methods. Therefore, possible cures with homeopathy must all be due to the placebo effect associated with psychological influences (believing) and even spontaneous healing. Of course, this position forgets the results achieved on animals and in children and that a great majority of the delivered medicines are on a "molecular level". As an example of this position, we can consider a publication in *The Lancet* (17), in fact a scientific fraud (18, 19), but such publication based on manipulation of facts would be sufficient to justify the placebo theory and rejection of further research into homeopathy. By redoing this statistical exercise, it was possible to confirm the fraud and to deduce that the conclusions of this publication must have been written before looking at the facts. The authors used a new mathematic model for literature analysis that could confirm these conclusions. Unfortunately, the strict application of this new method came to a conclusion they did not desire, namely homeopathy is efficient in certain areas. The authors preferred to avoid these results and to quote only some negative results in accordance with the *a priori* desired conclusions. The redaction committee of *The Lancet* were very interested in the negative conclusions and the impact such publication could have in the mass media and did not scrutinize enough the content of this paper.

The Royal Academy of Medicine in Belgium recognized in 2009 that the conclusion of *The Lancet* editorial ("Homeopathy is a placebo") cannot be sustained from this publication (see further).

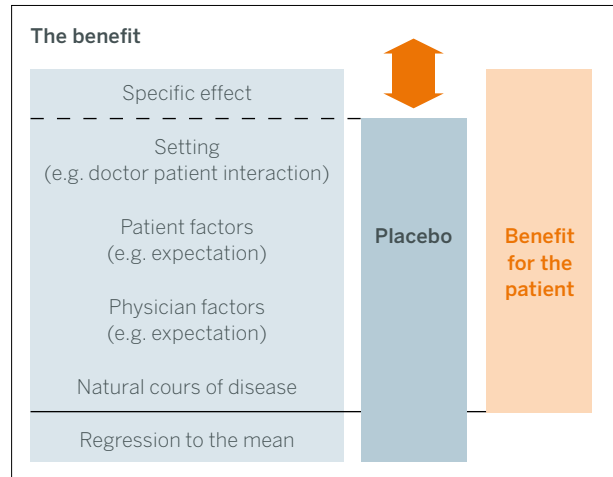
In fact, this is a war between two different paradigms. The dominant paradigm must explain everything and if something cannot be totally explained by this dominant paradigm, it will be considered as artefact. However, new paradigms exist and could explain other facts. As example, *the paradigm of information* does not "eliminate" the *molecular paradigm*, it is an additional paradigm that can explain some facts that the molecular paradigm does not explain at all.

We shall not minimize the importance of the unspecific effects in each medical approach. A placebo has been defined as "a substance or procedure ... that is objectively without specific activity for the condition being treated". Under this definition, a wide variety of things can be placebos and exhibit placebo effects. Pharmacological substances administered through any means can act as placebos, including pills, creams, inhalants, and injections. Medical devices such as ultrasound can act as placebos. Sham surgery, sham electrodes implanted in the brain and sham acupuncture, either with sham needles or on fake acupuncture points, have all exhibited placebo effects. The physician has even been called a placebo; a study found that patient recovery can be increased by words that suggest the patient "would be better in a few days", and if the patient is given treatment, that "the treatment would certainly make him better" rather than negative words such as "I am not sure that the treatment I am going to give you will have an effect." The placebo effect may be a component of pharmacological therapies: pain killing and anxiety reducing drugs that are infused secretly without an individual's knowledge are less effective than when a patient knows that he is receiving them. Likewise, the effects of stimulation from implanted electrodes in the brains of those with advanced Parkinson's disease are greater when they are aware that they are receiving this stimulation.

The placebo effect has been controversial throughout history. Notable medical organizations have endorsed it, but, in 1903, Richard Cabot concluded that it should be avoided because it is deceptive. Newman points out the "placebo paradox", – it may be unethical to use a placebo, but also unethical "not to use something that heals." He suggests to solve this dilemma by appropriating the meaning response in medicine, that is make use of the placebo effect, as long as the "one administering ... is honest, open, and believes in its potential healing power." David H. Newman. *Hippocrates' Shadow*. Scribner (2008). p. 134-159. ISBN 1-4165-5153-0.

Professor Dr Claudia M. Witt (MBA. Institute for Social Medicine, Epidemiology and Health Economics/ Charité University Medical Center Berlin/ www.charite.de/cam) presented at the 63rd LMHI Congress (2008), a com-

munication on research in homeopathy. This research is aimed at isolating the specific effects of the homeopathic medicines from the other effects of the medical approach with a patient.



The hypothesis that "the placebo effects, during placebo-controlled clinical trials of individualized homeopathy are higher than in conventional medicine" was scrutinized in a systematic literature analysis in 2010 (20). The results were that in 13 matched sets the placebo effect in homeopathic trials was larger than the average placebo effect of the conventional trials; in 12 matched sets it was lower. Additionally, no subgroup analysis yielded any significant difference. As such placebo effects in Randomized Controlled Trials on classical homeopathy did not appear larger than placebo effect in conventional medicine.

Usually common medical doctors, especially specialists, are not interested in other medical approaches and researches. They know very well what they are doing every day; they are satisfied with the results obtained in a majority of their patients and do not need something else. They are only interested in more research, information and improvement of their actual practice. If some patients are not ameliorated by, or do not tolerate the proposed treatment, they are classified as "difficult," "untreatable" patients. The therapy will not be questioned and research on other approaches will not be considered. They are not "against" homeopathy but why would they encourage better studies on a medical approach they do not know?

Plausibility and evidence: the case of homeopathy.

In April 2012, a paper of Lex Rutten, Robert T. Mathie, Peter Fisher, Mara Goossens & Michel Van Wassenhoven was accepted for publication in the European Journal of Medicine, Health Care and Philosophy.

They stated that Homeopathy is controversial and hotly debated. The conclusions of systematic reviews of randomized controlled trials of homeopathy vary from 'comparable to conventional medicine' to 'no evidence of effects beyond placebo'. It is claimed that homeopathy conflicts with scientific laws and that homeopaths reject the naturalistic outlook, but no evidence has been cited. We are homeopathic physicians and researchers who do not reject the scientific outlook; we believe that examination of the prior beliefs underlying this enduring stand-off can advance the debate. We show that interpretations of the same set of evidence – for homeopathy and for conventional medicine – can diverge. Prior disbelief in homeopathy is rooted in the perceived implausibility of any conceivable mechanism of action. Using the 'crossword analogy', we demonstrate that plausibility bias impedes assessment of the clinical evidence. Sweeping statements about the scientific impossibility of homeopathy are themselves unscientific: scientific statements must be precise and testable. There is growing evidence that homeopathic preparations can exert biological effects; due consideration of such research would reduce the influence of prior beliefs on the assessment of systematic review evidence.

They concluded that the disagreement around the interpretation of systematic reviews and meta-analyses is partly a function of plausibility bias. They showed that it

is an important factor in the interpretation of the results of RCTs of homeopathy and the source of much of the disagreement concerning the interpretation of systematic reviews and meta-analyses of such research.

Plausibility bias is necessary and probably unavoidable: in making decisions about our beliefs or courses of action we must take account of existing intellectual frameworks. However, plausibility bias can have a damaging effect on scientific progress and this is the case for homeopathy. To be admissible in scientific discourse, plausibility bias must itself be scientific. This means that it must be testable, which in turn requires that it must be explicit and precise. Sweeping generalizations about homeopathy 'wrecking whole edifices' or standing in opposition to conventional science etc. are unscientific: they are incapable of being tested. It is remarkable that their authors do not specify precisely why they believe that homeopathy has such apocalyptic implications for science. We are unaware of any contribution to the debate that has mentioned a single specific scientific law that is threatened by homeopathy.

Hansen and Kappel's assertion that the homeopathic community rejects the naturalistic outlook is not evidence based. Plausibility bias has introduced more heat than light into the debate around homeopathy: it has fired the debate without illuminating its information content. We do not deny that homeopathy raises major scientific issues, but we remain convinced that these will eventually be resolved by application of authentic scientific method, especially in the context of further in vitro experiments. (21)

Third part of chapter II

Ethical aspects

The Position of Ethics

Two fundamental rights must be taken into account: *the therapeutic freedom for therapists and the freedom of choice of therapy for the patient.*

1. The bio-ethic of the 21th Century and sources:

It is good to mention some existing important ethical lines and their applications in the field of alternative medicine. If we consider the actual medical ethic, one can observe that there is a tendency to go further than the oath of Hippocrates, just because the ethic is taking into account technical and human complexity. So medical ethics is in permanent mutation and permanently questioned.

a. Appearance of the medical techno-science

In the context of the medical technology, especially in the fields of research connected with human life, the bio-ethic is concerned. Science cannot remain morally neutral.

b. The role of the concept "scientism" in the actual way of thinking:

3 important steps are distinguished by A. Comte in the evolution of a human being.

1. The theological step: humans cannot explain understandable phenomenon by religion.
2. The metaphysical step: the appearance of abstract entities.
3. The step of the positivism.

• Phenomena are connected to laws

(Constant relation among phenomena).

In the positivist attitude, science becomes the foundation of the individual and social life. The moral conscience is obliged to evolve as quickly as the evolution of the science as a consequence of this positivist attitude. The result is an ethical revolution. Trying to define the actual concept "moral," a possible approach can be in connection with his hereditary nature: the moral conscience is the result of the heritage of the human feelings (example: compassion, devotion). Thus the "moral" is the result of the sociobiological evolution we transmit. This approach of the terminology "moral" can be confirmed by the inability of the human being to make a final law about human rights. It is necessary to consider an evolving bio-ethic, based on the evolution of the nature of the human being.

• Where would we place homeopathy and CAM in this context?

Using the positivist attitude, homeopathy is based on the fact that it is a fully experimental science. But homeopathy exceeds this positivist attitude, keeping a "metaphysical" aspect. The homeopathic phenomena are only linked to the natural right.

c. Positivism.

Conventional medicine is based on scientism. It is important to underline that the representatives of this conventional science determine laws, allocations of budgets and the composition of the ethical committees. The National Ethical Committee is composed and directed by researchers who are at the same time judge and jury! Therefore we can understand that political action is based on ethical orientations submitted to the rules of the dominant science paradigm. Orientations are decided not only by a compromise among individuals but also by a social consensus. The actual ethic is indeed accepted by the majority of the people but it is not based on the individual rights of every human being. In this way it is immediately submitted to legislative power.

The actual ethic is based on 2 principles:

- 1) **Difference between *the ethic of conviction and the ethic of responsibility*** (Theory of Weber)
- 2) **Discussions as empirical tool to come to a consensus.**

The ethic of conviction is based on the principles of the metaphysics and of religion.

On the other hand, the ethic of responsibility disregards these principles. The ethic of responsibility is more adapted to a rational approach of the problems caused by the progress of the medical research. When formulating a law, a consensus can be reached by discussion. Society confirms the accepted laws. These laws are the result of a dialogue based on the expression of all opinions above all convictions. References to "truths" or to the "absolute" must be avoided because interaction would not be possible anymore. It may become clear that the moralistic philosophy and the positive right have different subjects and methods. The positive right covers the practice, protects persons and punishes infringements; at this level a minimal consensus will be sufficient.

d. Access to the metaphysical dimension of the human being

This allows the describing of the limits of positivism. Therefore it is necessary to look at the relation between the positive and the metaphysical sciences. Agnosticism and Progress ideology (amelioration of mankind and well-being) dominate our actual society.

- A human being is unique and sensitive;
- A duality in science could exist: science can explain the universe but who explains science?
- Certainly there is a relation between science and spirit.

Positive sciences should only be an instrument. A human being uses this instrument, but should not be enslaved to it. Natural sciences show us how deeply we are anchored to the very depths of nature. These sciences teach us to know our impact and our responsibility to nature; a human being creates science but goes beyond this science by his spirit.

This last approach may be considered as individualistic and keeps no account with the social responsibility that is, as we have already seen, totally different. Must we accept to go on with the split between the social and individual ethic?

Because of the evolution of quantum physics, we know that homeopathy and the other CAM are not considered science in the way that the other sciences are. In this connection we have an ethical problem. The individual approach dominates in homeopathy but the social responsibility of the medical doctor homeopath is the same as of every other medical doctor.

2. The bio-ethic and its most important currents

The most common definition of the bio-ethic could be formulated as following "*science of morals*." This definition is confusing because the reason for the existence of ethics is not scientific. All bio-ethical problems such as research on embryos and euthanasia divide our conscience. These problems also penetrate the field of contemporary homeopathy.

Let us reflect on the origin of the word "ethic," originating from the Greek word "ethos" ("*safe home*"). Referring to this source, one finds that ethics is neither a matter of arguments, nor of concepts. Ethics is more a state of mind, a way of being in the presence of the pain appearing on the face of another. Emmanuel Levinas defines pain as "*the impossibility of finding a safe home*". So, it should be logical to consider ethical all actions done with the expectation to make the world more liveable. Homeopathic medicine and CAM, like the whole humanistic world, is par excellence a medicine of hospitality, listening to the patient with the purpose of enlightenment of the pain by offering him a new "safe home".

It is interesting, in accordance with the discussions going on at this moment at the international level about the factor "health", to explain two dominant ethical sensitivities:

- The first one is the "*utilitarian ethic*" predominant in the Anglo- Saxon world.
- The second one is the "*deontological*" inspired more from the continental way of thinking.

We will place homeopathy and other CAM therapies in relation to the problems encountered concerning the national diversity of the concept of philosophy.

A. The utilitarian Ethic

The emphasis is put on the “utility” of each action for “the highest happiness for the most possible number of people.” The utilitarian concept evaluates the moral value of an action to its consequences (not the intentions, but the consequences count). The founder (Bentham) of the utilitarian ethic said: *“good is what is good for me without harming the other”*. The utilitarian ethic is also called *“naturalistic”*: namely, acting according to good is acting respectful of the gifts of nature to us.

It is a philosophy proclaiming the “doctrine of enjoyment” and, as such, including the free transactions between persons under the form of a contract. The problem of a woman carrying a child for another woman or of the selling of cosmetics is illustrative: why forbid when everybody enjoys it?

B. The Ethic of the Deontology

The deontological ethic (“Deon” = Greek = what is necessary to do) is not based on the right of enjoyment but on the duty to be respectful of the other person. Here one could say that it is a *“person-bound”* ethic. Kant is the symbolic person for this movement. Not only are the consequences of an action important but also the intentions preceding our behaviour. *“Act in a way you should treat humanity as well as you would yourself and the other; always and at the same time as an aim and never only as a tool.”* We cannot accept a world where people consider their body as a business.

C. Applications to Homeopathy

Homeopathy was the object of so much scepticism in the 20th century. This is mainly because of the fact that it is integrating science and “non scientific” knowledge. They seem to leave the framework of the positivist medicine. To integrate homeopathy in our health service, they have to be in harmony on the ethical level. Ethical questions, typical for complementary and alternative medicine must be considered. What is needed to integrate them safely into the existing health system, offering patients and medical doctors a free choice of therapy?

a. Developing at European Union level, and in the world, legislation allowing the integration of CAM in the health services.

The integration of the practice of CAM and homeopathy in free medical practice and in the structures of hospitals is necessary. It is a matter of social and ethical good

sense. For medical doctors, the social and collective responsibility is also linked to their deontological responsibility. By integration, it will be ethically possible to offer patients more medical approaches respecting freedom of choice even when s/he moves from one country to another.

b. CAM therapies have their own fields of action and indications and are not allowed to replace the conventional medicine with its specific indications.

It is necessary to define the indications for CAM; homeopathy and some CAM therapies are curative in certain clinical situations. In some pathology, scientific studies showed positive results. On the other hand, their application may not be indicated in other specific situations and modern technology would be preferred in order to help the patient.

c. Problems related to life.

A medical doctor will be consulted regularly for problems related to “life”. The medical doctor, having at his/her disposal complementary and alternative therapies, is more able to advise the patient about a medicine respecting natural rights. His advice can be an element for discussion in regard to a heavy technical intervention. On the other hand there must be a deontological ethic to this advice evaluating also what may be the consequence of this decision for the well being of the patient.

d. The freedom of choice for the patient as well for the physician.

This is a fundamental right, based on clear and unbiased information that a medical doctor can give to a patient. At this level, the education of a medical doctor in conventional as well as in alternative medicine is necessary. After a medical diagnosis it will be possible, for this medical doctor, to offer his patient different possible available treatments. The patient can make his/her choice when s/he is well informed. When the physician has to make this choice, he has to consider all ethical aspects as well as the methods he considers using for treatment.

e. Homeopathic medicines.

Homeopathic medicines have very precise indications. Their action is proved by research and validated clinical trials (see further). Homeopathy is an experimental science, based on clinical research and verification. On the other hand, research gets only little support at the national level as well as the European or intercontinental authorities. CAM and especially homeopathy ask for validation and financial support by the authorised authorities so that from an ethical point of view the user of these products can get guarantees about safety and efficacy.

IN CONCLUSION:

Looking towards a more humanistic medicine, in contrast with a very technically and over specialized medicine, the reconciliation between scientific progress and respect for the human person must be a priority.

Therapies such as homeopathy have several indications in the field of chronic as well as in the field of acute diseases; even within very extreme situations (comatose patients). We may see in intensive care units that homeopathy can help patients.

For the wellbeing of everybody, the development of research within homeopathy is necessary; funding it, in a correct way, is needed as is a good education in Medicine and in homeopathy for the physicians using homeopathy.

The patient becomes impatient.

When everything is regulated, a free choice for the patient and the medical doctor will be possible. Efficient results and the amelioration of a patient's health and welfare will be guaranteed.

CHAPTER III

Framework of the practice: Belgium (Europe) as an example.

Survey IPSOS, May 2011, on a representative sample of the Belgian population above 18 years old (1000 = 100%); 21.7% do not know homeopathy at all; 78.3% are aware of the existence of homeopathy in Belgium; from them 38.8% never use homeopathy but 11.8% are open for this use if needed; 39.5% are (or were 5.1%) using homeopathy. In the users group, 55% are users for more than 5 years, 17% between 3 and 5 years, 7% between 1 and 2 years, 4% for some months and 17% do not know.

	Recent problems in the family	Use of homeopathy
Winter events (coryza, cough, otitis, influenza, etc.)	20 %	++++
Pain in joints	16 %	++
Allergy	10 %	+++
Stress	8 %	++
Injuries	7 %	+++
Hypertension	7 %	
Bowel problems	6 %	++
Prevention (Influenza, allergy, etc.)	4 %	++
Skin symptoms (Eczema, etc.)	3 %	+
Diabetes	3 %	
Heat flushes	3 %	+
Urinary infection	2 %	
Teething problems (child)	1 %	+
None of these	10 %	
	Together 100 %	Users 40 %

Motivations for using homeopathy: better for health 57%; avoiding "chemicals" 41%, efficacy 39%, medical doctor prescription 32%, advice of a friend 28%, advice of the pharmacist 23%.

Motivations for non-users: 43% do not know homeopathy well, not proposed by my medical doctor 40%, not proven 30%, slowness of action 30%, I am not ill 28%, I do not know an homeopathic doctor 25%.

The most important channels for the use of homeopathy are the family doctor (84%) and the pharmacist (66%). Information about homeopathy is expected from the medical doctor (58%); from the pharmacist (39%); from the internet (36%); from the media (29%) and from books (15%).

More than 22% of the family doctors prescribe homeopathic medication more or less on a regular basis. Three percent of them prescribe homeopathy as a first choice.

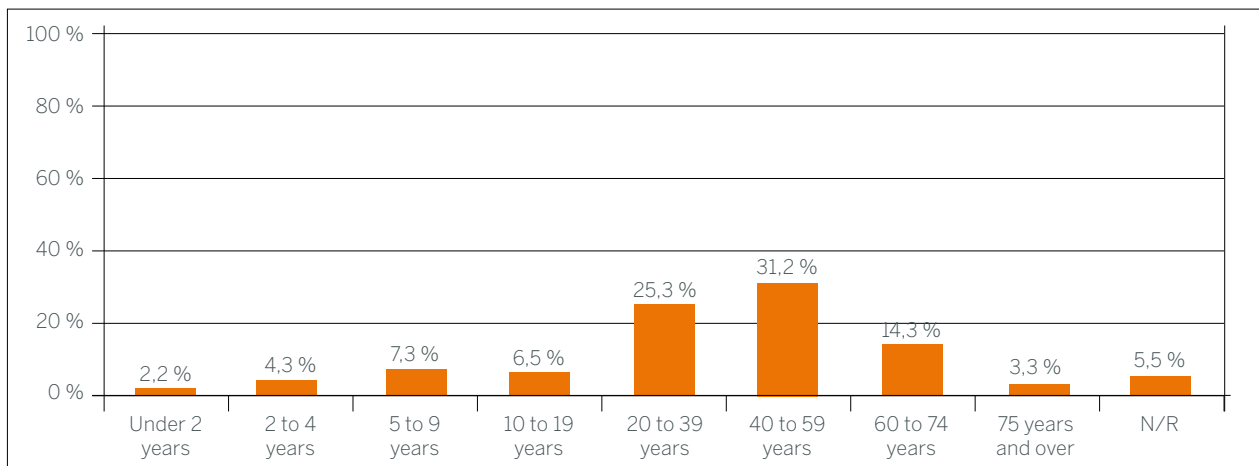
The profile of the medical doctor homeopaths, members of a Union shows that a majority (87%) are first line Medical Doctors. There is also a broad use of homeopathy by veterinarians and dentists. Pharmacists are more and more longing for knowledge on homeopathic preparation and how to offer advice about homeopathy.

The reasons why patients ask for a homeopathic treatment are various and are certainly not limited to "easy to cure" indications.

From an earlier publication (22): Inquiry of 6000 persons, representative of the Belgium population, homeopathy is used for grave and chronic illness (17%), 17% for specific diseases like allergic conditions, 7% due to inefficacy of conventional treatments and 3% because intolerance to some conventional drugs.

Although all ages are represented, from pediatrics to adults, 75+, but the group above 55+ years old is considered to be the most expensive for the budget of the National Health Service.

3.1.2 Age group overall



The demand and supply of the medication in the pharmacy was also scrutinized in the same inquiry. Self-medication covers 15 % of the demand; the physicians (prescriptions) are responsible for 44 % and the pharmacists' advice covers 30 %.

One may conclude that the use of homeopathic medication is widespread (even more than expected including self medication and pharmacists' advice).

Within the framework of the complementary insurance, reimbursement of prescribed homeopathic medicinal products is possible from 25 % to 50 % of the price.

Several inquiries on medical doctor homeopaths show that most of them prescribe homeopathy within the framework of first line medicine.

Every MD receives, yearly, his individual profile of prescriptions of **medical imaging** and **clinical biology** from the National Institute of Health. This profile allows us to make a comparison between the profile of MD homeopaths and all other physicians.

Fifty-two percent of the accredited GP homeopaths sent their profile, the values of the consecutive years were put together and a yearly average calculated.

The year average of patient contacts was 2.415. Thirty-four percent of the Belgium physicians have fewer consultations; 66 % have more consultations.

If we consider the average amount paid back by the insurance for each individual patient contact concerning **medical imaging**, the value for this group is 2.6 meaning that only 26 % of the Belgian physicians cost less.

Seventy-four percent of the physicians cost more than the group of homeopathic physicians.

If we consider the total amount of yearly prescriptions of **clinical biology**, of MD homeopaths the worth is 2.9 meaning that 29 % of the Belgian physicians prescribe less; 71 % prescribe more. The average number of requested analyses for each prescription is higher under the MD homeopaths in comparison to the average of Belgian physicians (worth 3.7). MD homeopaths are prescribing more complete biological evaluation than the non-homeopaths MDs but in a lower frequency. This means that concerning **the total amount of demanded medical analyses**, 37 % of the physicians prescribe less than the MD homeopaths, 63 % more.

If we consider **the average amount paid back by the insurance on each individual patient contact** (if we should have the same number of yearly consultations) concerning **clinical biology** the value by patient contact is 4.8 meaning that 48 % of the Belgium physicians cost less; 52 %, more.

This confirms that the specific medical act of the homeopathic physicians creates no particular problems for social insurance. **If the costs of the clinical biology are added to the costs of the consultations the total amount for the homeopathic group situates itself at the value of 3.3 meaning that 33 % of the Belgian physicians cost less; 67 % cost more to the national insurance service.**

More information would be needed about the profile of the patients consulting a homeopathic physician in comparison with the profile of patients consulting conventional physicians. If the practice of a homeopathic physician

were completely different from the conventional one, an extrapolation could indeed have been biased. The same problem exists if the patients consult also, on a regular basis, conventional physicians for supplementary analysis. In fact, we are already sure that that is not the case; 50 % of patients are asking for a Global Medical File (inscription) by an MD homeopath.

CONCLUSIONS:

- **The practice of homeopathic doctors is part of the framework of medical practice.** Clinical biology and medical imaging are used when necessary.
- **No abnormalities are found concerning insufficient or exaggerated prescription profiles.** The profiles of MD homeopaths are similar in comparison with the conventional colleagues.
- **No significant difference in the prescriptions of clinical biology and medical imaging** prescribed by MD homeopaths in comparison with the conventional colleagues.
- The **biological analyses** of the homeopathic physician are **more complete and extensive**.

Comparison of the prescription of medicines costs at each consultation.

For GPs the cost of the prescription at each consultation is about **27 €**.

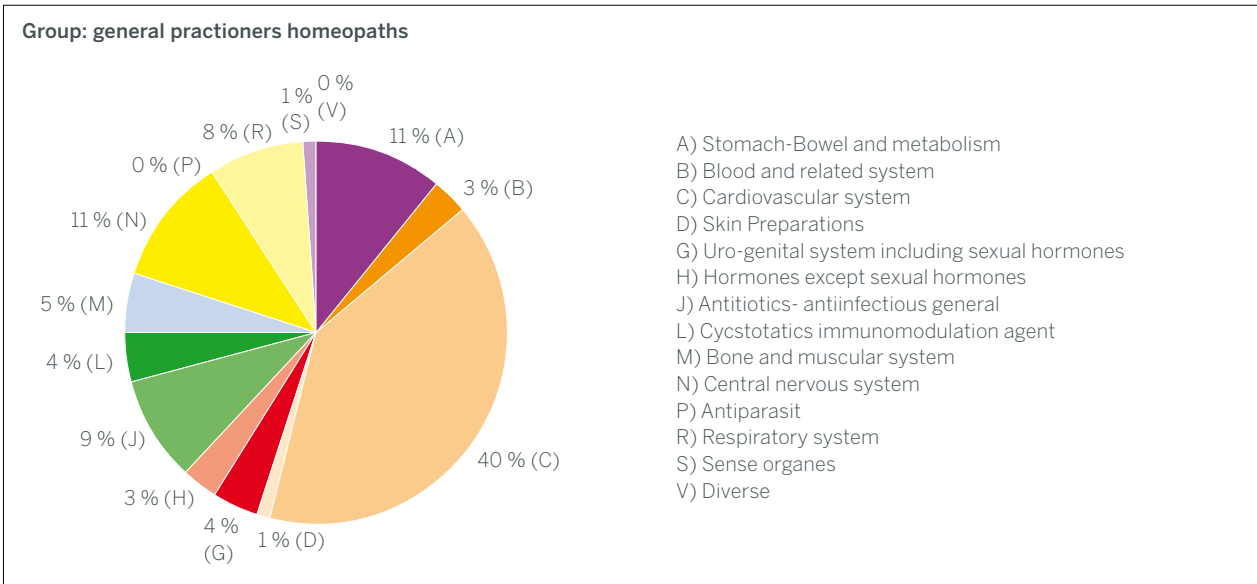
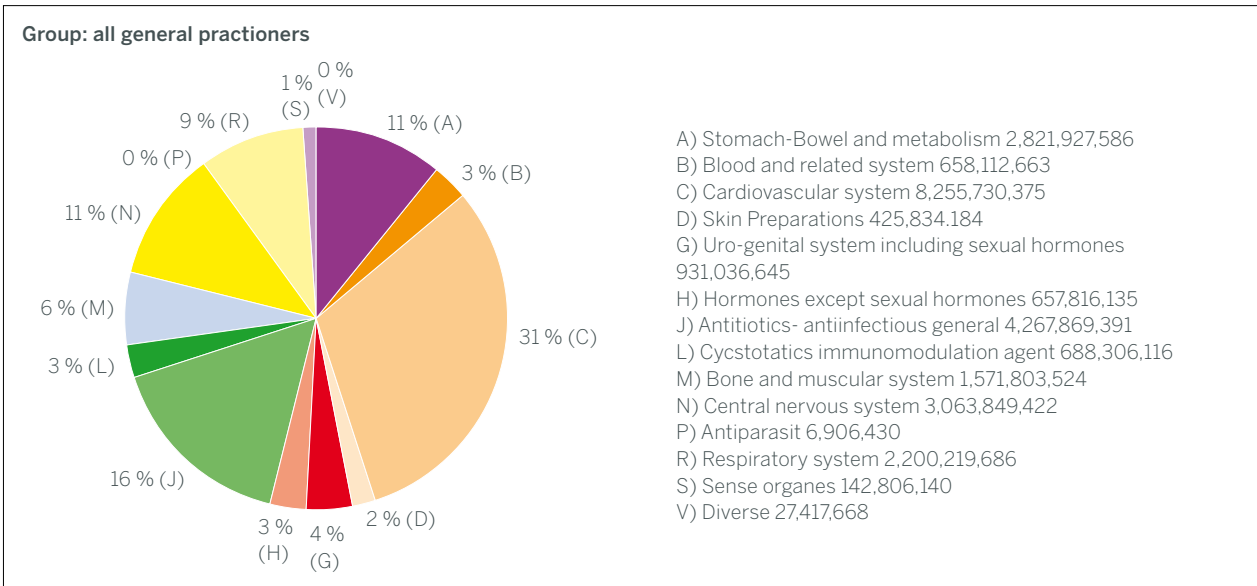
GP homeopaths prescribe, at each consultation, conventional medication for about **12 €**.

The number of patient contacts of MD homeopaths is based on the reimbursed consultations by the National Institute of Insurance Service (INAMI). A lot of patients are insured through private insurance companies and as such are not counted as patient contact, but the supply of medicines is counted. Therefore, the real number for consultations is higher and the real cost for each consultation must be corrected to **9.85 €** per patient contact. Some could say that this difference exists because the homeopathic medical doctor treats less severe ailments, but, we saw before that a homeopathic doctor treats chronic and severe diseases. This fact can be confirmed by studying the volume of prescriptions at each consultation. In this case, we can see that this volume is 50 % lower for the homeopathic M.D. compared to conventional doctors.

Comparison between medicinal products.

The two following tables show clearly that the homeopathic physicians prescribe relatively more conventional remedies linked to blood and cardio-vascular problems in comparison with all medical GP's.

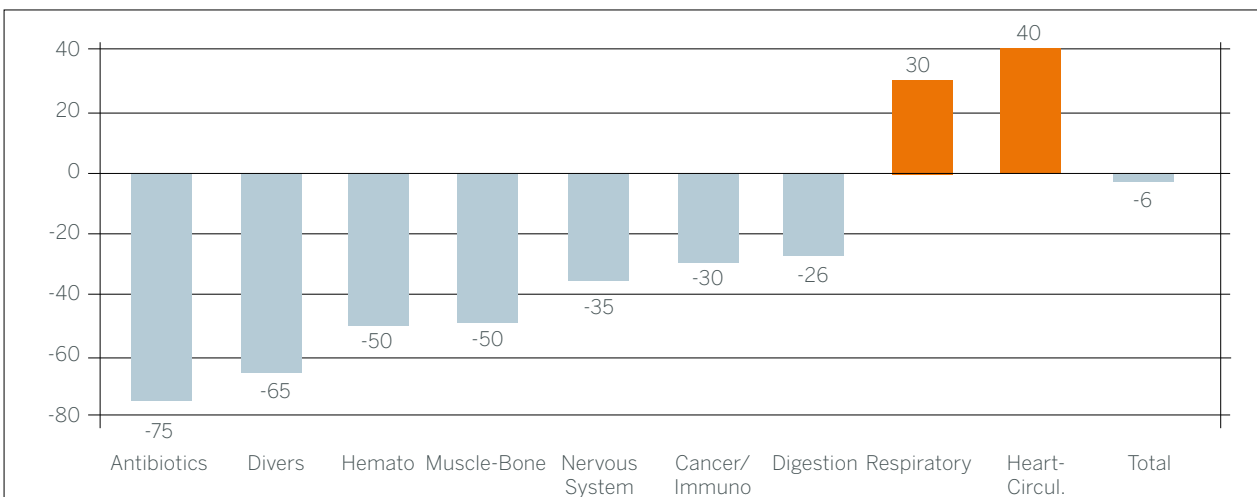
On the other hand, MD homeopaths prescribe less in other sectors, such as NSAID and antibiotics. Here a difference of 50 % is remarkable.



A homeopathic doctor sees more patients with respiratory tract problems than do conventional colleagues.

This is not the case for cardio-vascular problems where no homeopathic alternative exists.

% of prescriptions homeopaths MDs versus non-homeopaths MDs.



Conclusion of these surveys:

- The medical activity of the GP homeopath is done within **the framework of medicine**. The Royal Academy of Medicine in Belgium concluded that only when applied in this context, by qualified Medical Doctors, is homeopathy acceptable (see further).
- Prescriptions of conventional remedies occur when necessary.
- The **number of patient contacts** is **24 %** lower for MD homeopaths in comparison with all GPs.
- The **cost of each prescription** of GP homeopaths for conventional remedies is **50 %** lower (more or less 15 €)
- For hormonal treatments, uro-genital and **cardio-vascular pathologies**, homeopathy may be not an alternative for the conventional treatment.
- On the other hand, there is **a spectacular decrease in percentage of prescriptions of NSAIDs and antibiotics**. This is very important for health care in general because it reduces the risk of resistance against antibiotics and subsequent iatrogenic disease through NSAIDs (stomach ulcers).
- All together, knowledge and use of homeopathy can generate a considerable decrease of the volume and of the cost of the prescriptions at each patient contact (especially for antibiotics and NSAIDs)

Of course this survey does not allow evaluation of the cost of homeopathic medicine because these data are not taken into account by the National Institute of Insurance Service (INAMI). It would be interesting to analyse the number of contacts, by a single patient, with a conventional GP in addition to the contacts with a MD homeopath when it exists.

The average amount of contacts for each patient is 5 per year to a GP homeopath.

The strategy of a treatment (only conventional or only homeopathy or both) depends on the diagnosis. Homeopathic therapy is only possible within the framework of medical practice taking into account the freedom of therapy for the medical doctor.

All these results are published (20) and some more facts are of interest, as follows:

The treatment by a homeopathic physician causes an important reduction in the consultations with another GP or a specialist (2/3 less). The patients in the worst physical condition at the start of the treatment derive the most benefit from homeopathic treatment. The average length of a homeopathic consultation is 37 minutes.

As a result of a homeopathic treatment, 52 % of the patients are able to stop one or more conventional medicines. Particularly medicines for the central nervous system can be consequently reduced (21 %), along with medicines concerning the respiratory tract (16 %), and antibiotics (16 %). The homeopathic physician prescribes only 1/3 of the total amount of medicines prescribed by a conventional physician. For antibiotics, this is even only 1/5. If we extrapolate this to all patients, this would give a reduction of 2/3 on the budget of medicines.

Through all these surveys we showed that homeopathy has a place and has to stay or be implemented at least within the general practice of first line medicine. There is no evidence of any medical deviant conduct by the homeopathic physician.

At the 63rd LMHI Congress (May 2008) comparable results were presented for France, Italy and USA:

- Chaufferin G. L'homéopathie est-elle coût-efficace ? Homeopathic medicines represent 6 % of distributed medicines but only 1 % of the costs in medicines for the patients.
- Rocco V, Huck S, Rodriguez AA. Measuring private homeopathic practice in Italy. An important factor in the decision to come to homeopathy is MDs competence, education and experience.
- Frye J. Comparing use of homeopathy with a practitioner and use as self-care in the U.S. 2002 National Health interview survey.

For more general information see Bornhöft G, Matthiessen P. **"Homeopathy in Healthcare: Effectiveness, Appropriateness, Safety, Costs."** Berlin: Springer, 2011
www.springer.com/medicine/complementary+%26+alternative+medicine/book/978-3-642-20637-5

CHAPTER IV

META ANALYSES – SYSTEMATIC REVIEW

The “gold standard”, accepted by everybody to evaluate the efficacy of a remedy is a meta-analysis or a systematic audit of RCTs. Since 1991, six comprehensive reviews concerning homeopathy were published.

The conclusion of most comprehensive systematic reviews has been that homeopathy has a positive and

specific effect greater than placebo alone. Several randomized and controlled studies (RCT) showed a statistical significance difference between homeopathy and placebo. More research is justified.

Report about all comprehensive systematic reviews on homeopathic trials

- **Kleijnen & al. 1991 (23) *British Medical Journal*.** 105 studies with interpretable results. Meta-analysis based on validated criteria.
 - 77 % of the studies show positive result for homeopathy.
 - The results are mostly favourable for homeopathy regarding the quality of trials.
 - “There is a legal argument for further evaluation of homeopathy”.
- **Boissel & al. 1996 (24) *Report for the European commission*.** 15 studies. Inclusion of only very rigorous studies (highest quality).
 - Combined p-values for the 15 studies is significant. ($p = 0.0002$).
 - “It is evident that homeopathy is more efficient than placebo”.
 - Little evidence for non-published negative results.
 - Further research is justified.
- **Linde & al. 1997 (25) *The Lancet*.** 89 studies.
 - “Odds ratio” combined 2.45 (95 % CI, 2.05-2.93) in favour of homeopathy.
 - “Odds ratio” for the best 26 studies was 1.66.
 - It is not possible that the clinical effects of homeopathy are due completely to placebo.
- **Linde and Melchart 1998 (26) *Journal of Alternative and Complementary Medicine*.** 32 studies, inclusion of studies on individualised homeopathy only (24).
 - Individualised homeopathy is more efficient than a placebo: the value of the combined coefficient was 1.62 (95 % CI, 1.17-2.23).
 - Further pragmatic research is justified.
- **Cucherat & al. 2000 (27) *European Journal of Clinical Pharmacology*.** 16 trials representing 17 comparisons with placebo (based on data from the Boissel 1996 study).
 - Several studies have positive results. More trials have a positive result than would be expected to chance alone.
 - Publication bias is unlikely.
 - More clinical trials are needed.
- **Shang & al. 2005 (28) *Lancet*.** 110 trials included, but the final conclusion is based on a selection of 8 trials.
 - Final conclusion (8 heterogeneous trials) : weak evidence for a specific effect of homeopathic remedies, but strong evidence for specific effects of conventional interventions
 - Presented as comparison of homeopathy and carefully matched conventional trials, but data about conclusive trials were missing
 - Quality of homeopathy trials is better: 21 (19 %) good quality trials for homeopathy, 9 (8 %) for conventional medicine.
 - Homeopathy is effective for acute upper respiratory tract infections (odds ratio 0.36 [95 % CI 0.26–0.50]), based on 8 trials without indications for bias.
- **Bornhöft G., Matthiesen P.** 2011. Report for the Swiss Federal Office of Public Health. This report used the health technology assessment (HTA) method examining not only the efficacy of a particular intervention but also its “real world effectiveness”, its appropriateness, safety and costs. This report is fully in line with the principles of EBM, unlike assessments based only on RCTs.

In this assessment papers were selected also looking at the respect of the homeopathic fundamental rules such as similarity and individualisation of treatments. This report contains a systematic review for upper re-

spiratory tract infections and allergies and concluded that a positive effect is not only apparent in placebo controlled studies, but especially also in the comparison with conventional treatments. (29)

Comments on meta-analyses

Randomized Controlled Trials (RCTs) for homeopathy were originally meant to prove that homeopathy as **a method is** not a placebo effect, despite the questioned mechanism of action. For this purpose meta-analyses combined trials for different indications in one analysis. Despite heterogeneity that arises from such combinations, some positive evidence could be demonstrated in a number of meta-analysis. We would like to stress that these analyses disregard the surplus value of homeopathy. Homeopathy is predominantly used by patients with chronic and recurrent complaints and is valued for the fact that it appears to have systemic effects, exceeding single indications as is common in conventional medicine.

Selecting subgroups in a limited number of trials readily leads to false negative results. *The Cochrane Handbook for Systematic Reviews* states "Reliable conclusions can only be drawn from analyses that are truly pre-specified before inspecting the trials' results" (31). *The Cochrane Handbook* further recommends, "Meta-analysis should only be considered when a group of trials is sufficiently homogeneous in terms of participants, interventions and outcomes to provide a meaningful summary". Pooling of results of studies on different conditions is also questionable if homeopathy works for some conditions and not for others (32). Because of the questioned mechanism of action the evidence for homeopathy was scrutinized in a way that is not required for conventional therapies. Linde et al (1997) showed that the positive outcome for homeopathy cannot be explained by publication bias (25). Shang et al (2005) showed that quality of homeopathy trials is better compared to conventional trials matched on indication (28).

The analysis by Shang, et al., (2005). This analysis did not comply with the QUOROM guidelines that sufficient information should be given to reconstruct the conclusions. The authors did not reveal which trials (8 for homeopathy, 6 for conventional medicine) led to the final conclusion. Neither the summary nor the introduction clearly specified the aim of the study. The meta-analysis does not compare studies of homeopathy versus studies of conventional medicine, but rather specific effects of these two methods in separate analyses (33, 34, 35,

36). Therefore, a direct comparison must not be made from this study. Post-publication data revealed that the conclusion was not based on a comparison with matched conventional trials, as suggested by the authors (37). The conclusion was based on 8 studies for 8 different indications; the inefficacy of one of these indications, muscle soreness in marathon runners, was already proven (38). The conclusive subset of 8 trials was based on a *post hoc* definition for 'larger trials', n=98 for homeopathy and 146 for conventional medicine. If 'larger' would have been defined as 'above median sample size', including 14 homeopathy trials, the outcome would be significantly positive. Excluding the indication 'muscle soreness in marathon runners' homeopathy is efficacious in most subsets of larger good quality studies.

Shang, et al., stated that the asymmetry of the funnel plot indicated inefficacy when compared with conventional medicine. This comparison was not rectified because of difference in quality, especially in smaller trials. For trials with sample size <100 homeopathy had 14 good quality trials and conventional medicine 2 (p=0.003). Stronger effect in smaller good quality trials is caused by better selection of patients and then asymmetry of the funnel plot is no indication for bias. Funnel plots are thought to detect publication bias, and heterogeneity to detect fundamental differences among studies. New evidence suggests that both of these common beliefs are badly flawed. Using 198 published meta-analyses, Tang and Liu demonstrate that the shape of a funnel plot is largely determined by the arbitrary choice of the method to construct the plot (39). When a different definition of precision and/or effect measure was used, the conclusion about the shape of the plot was altered in 37 (86 %) of the 43 meta-analyses with an asymmetrical plot suggesting selection bias.

As stated before, Shang, et al., were not clear about the aim of their analysis. The methodology of comparing homeopathy with conventional trials matched on indication was suited for comparison of quality. Comparing of effects of subgroups was not allowed because the matching was lost in forming subgroups. *The only valid conclusion of this analysis is that quality of homeopathy trials is better than of conventional trials, for all trials (p=0.03), but also for smaller trials with n<100 (p=0.003).*

Another interesting finding from Shang, *et al.*, data was: "The eight trials of homeopathic remedies in acute infections of the upper respiratory tract that were included in our sample, the pooled effect indicated a substantial beneficial effect (odds ratio 0.36 [95 % CI 0.26–0.50]) and there was neither convincing evidence of funnel-plot asymmetry nor evidence that the effect differed between the trial classified as of higher reported quality and the remaining trials". In 1997, Linde stated that, "homeopathy functioned not better than placebo in a specific disease". Thus the original hypothesis that homeopathy as a method is a placebo effect was reformulated towards specific indications. This hypothesis corresponds with systematic conventional research. The advantage is less heterogeneity in the set of analyzed trials, but it disregards the surplus value of homeopathy, see above (30). Compare this surplus value with psychotherapy and Post Traumatic Stress Disorder (PTSD) with symptoms like palpitations, flashbacks, headache and insomnia. Psychotherapy gets closer to the source of the disease than a combination of beta-blockers, painkillers and tranquilizers. It would make no sense to require RCT evidence that psychotherapy works better than beta-blockers. Likewise the same homeopathic medicine could cure headache, eczema and herpes lips in the same patient. The real problem with homeopathy was the implausibility. It makes no sense to prove that homeopathy is plausible for one indication, but not for another.

Nevertheless, there are a number of medical conditions with proof for homeopathy: this is a solution to the problem of heterogeneity of medical conditions. Seventeen systematic reviews or meta-analyses focused on RCTs of homeopathy in 15 specific areas were performed: anxiety, childhood diarrhea, chronic asthma, delayed-onset, muscle soreness, dementia, depression, headache and

migraine, HIV/AIDS, induction of labor, influenza treatment and prevention, osteoarthritis, post-operative ileus, seasonal allergic rhinitis (hay fever) and vertigo.

This critical approach has been explained by Jonas, Kaptchuk and Linde in 2003 (32). The **level I of evidence** is reached for childhood diarrhea and seasonal allergic rhinitis. Other meta-analysis showed this same level for allergic rhinitis (40), post-operative ileus (41), rheumatoid arthritis (42) and the protection from toxic substances (43).

Level IIa of evidence is obtained for asthma (44), fibrositis (45), influenza (46), muscular pain (47), otitis media (48), several pain sensations (49), side effects of radiotherapy (50), strains (51) and infections of the ear, nose and throat (52).

Level IIb of evidence is obtained in the treatment of anxiety (53), hyperactivity disorders (54, 55), irritable bowel (56), migraine (57), osteoarthritis of the knee (58), premenstrual syndrome (59), pain associated with unwanted post partum lactation (60), prevention of nausea and vomiting during chemotherapy (61), septicemia (62), post-tonsillectomy analgesia (63) and aphthous ulcers (64).

The practical choice of a treatment for a specific patient is only little helped by the RCT results; they are obtained in "an ideal artificial situation" far from the personal context of the patient. The homeopathic diagnosis is more than a search to a disease; it is an approach including the whole person, with the aim of an individualized and global treatment. The method of evaluation has to be adapted to this reality; today Bayes' statistics authorize such research (see further).

New method for future systematic reviews of homeopathic publication (2012).

The above described Swiss Report was the first one that tried to consider not only the scientific quality of a publication but considered also the respect of the homeopathic medical approach. To allow this assessment in a systematic way, a group of researchers (ISCHI) elaborated and tested a new method for appraising model validity of randomized controlled trials of homeopathic treatment: multi-rater concordance study. This method has been accepted for publication in 2012 in BioMedCentral Medical Research and Methodology.

This paper describes a method for assessing the model validity of RCTs of homeopathy. To date, only conventional standards for assessing intrinsic bias (internal validity) of trials have been invoked, with little recognition of the special characteristics of homeopathy. They aimed to identify relevant judgmental domains to use in assessing the model validity of homeopathic treatment (MVHT). We define MVHT as the extent to which a homeopathic intervention and the main measure of its outcome, as implemented in a randomized controlled trial (RCT), reflect 'state-of-the-art' homeopathic practice.

To reach this goal they used an iterative process, within an international group of experts. They developed a set of six judgmental domains, with associated descriptive criteria. The domains address: (I) the rationale for the choice of the particular homeopathic intervention; (II) the homeopathic principles reflected in the intervention; (III) the extent of homeopathic practitioner input; (IV) the nature of the main outcome measure; (V) the capability

of the main outcome measure to detect change; (VI) the length of follow-up to the endpoint of the study. Six papers reporting RCTs of homeopathy of varying design were randomly selected from the literature. A standard form was used to record each assessor's independent response per domain, using the optional verdicts 'Yes', 'Unclear', 'No'. Concordance among the eight verdicts per domain, across all six papers, was evaluated using an appropriated statistical method. (65)

The six judgmental domains enabled MVHT to be assessed with 'fair' to 'almost perfect' concordance in each case. For the six RCTs examined, the method allowed MVHT to be classified overall as 'acceptable' in three, 'unclear' in two, and 'inadequate' in one.

They concluded that future systematic reviews of RCTs in homeopathy should adopt the MVHT method as part of a complete appraisal of trial validity. This work is ongoing now.

In the Journal Homeopathy (2013);102:3-24, Mathie, R.T. & all published the next step. Looking at randomised controlled trials of homeopathy in humans and characterising the research journal literature available for systematic review, they concluded that from the 489 available records, 226 needs to be rejected as non-journal, minor or repeat publications, or lacking randomisation and/or controls and/or a 'homeopathic' intervention. The 263 accepted journal papers will be the basis for a forthcoming programme of systematic reviews.

Advice of the Belgian Royal Academy of Medicine concerning conclusions of “The Lancet” publication of Shang-Egger (66)

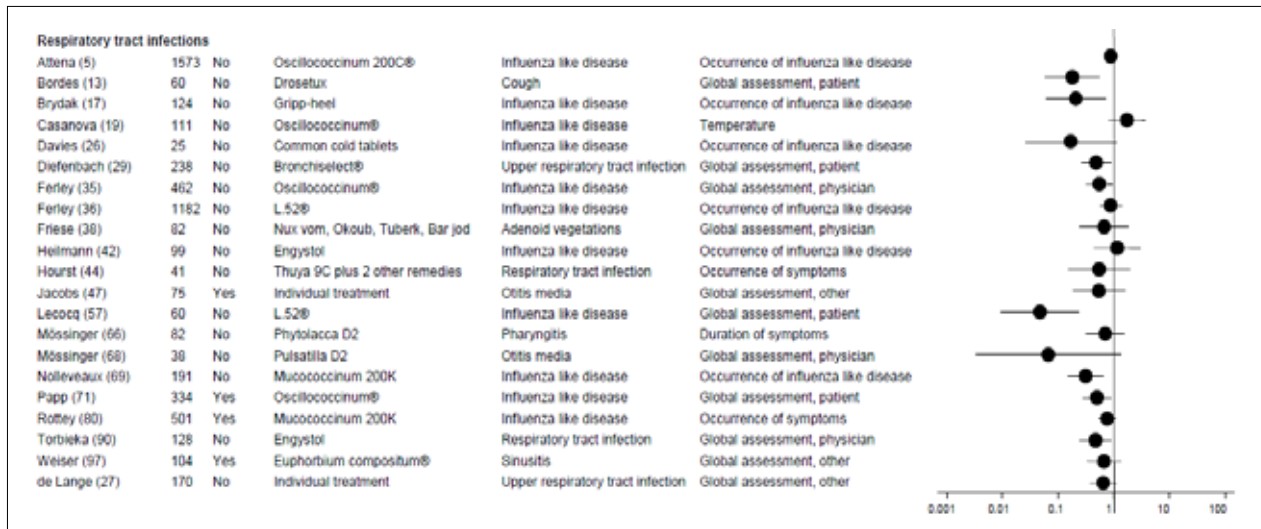
The best and most detailed critic of the Shang, et al., publication is a sensitivity analysis of obtained results and conclusions from the selected clinical trials in the final evaluation (67). If we consider the 21 trials of good quality, OR became 0.76 with IC 95 % of 0.59-0.99 and $p=0.039$, argument for a homeopathic efficacy significantly higher than the placebo effect. Looking at the sensitivity of this analysis, it appears that OR is significantly different of 1 for all combinations between 14 trials ($n = \text{threshold } 69$) and the whole 21 trials (exception: the combination of 17 trials with $n = \text{threshold } 50$). However, in most of these analyses, the funnel plot reveals a moderate (but non significant) asymmetry (68). The results of predicted OR values using the technique of meta-regression (normally preferred in case of significant asymmetry) show values near one, indicating a possible absence of significant difference between homeopathy and placebo. In addition, this complementary analysis of the Shang publication reveals an important heterogeneity between the clinical trials (higher than 50 %, criteria making a meta-analyze null and void). In this case it is recommended to use the technique of meta-regression, see above, instead of a meta-analysis for traditional random purpose (69). This heterogeneity can have multiple reasons. One of these is probably the kind of considered diseases or conditions. A justified reproach can be done to Shang in the fact that he retained in his analysis trials where homeopathy has no demonstrated effect as “muscle soreness”, particularly when one of the trial finally retained by Shang contribute to increase considerably the heterogeneity of the sample. If this “muscle soreness” trial is omitted in the analysis, OR calculated on 7 trials (instead of 8) goes to 0.88/0.80 (even if this is still not significant: IC 0.61-1.05). However, in a sensitive analysis, the difference became significant if we consider 8 trials (rejecting muscle soreness, incorporating another trial on 80 people (OR = 0.75 IC 0.58-0.96 $p=0.025$) or 6 trials with inclusion criteria of 100 people

(OR = 0.73 IC 0.59-0.91 $p=0.005$) instead of the 8 trials selected by Shang (inclusion criteria 98 people). Conversely, the positive results with the 21 trials are mostly related to the presence of two large trials on influenza. If one of these two trials would be rejected, OR is no more significantly different of one. Another consequence of this important heterogeneity is the interpretation that can be done to the funnel plot aimed to exclude small sized trials (68). Indeed, rather than considering small sized trials as more bias sensitive (and as such eliminated for the final analysis), one alternative could be to consider these small sized trials as more effective because they are performed in condition where the effect of homeopathy is particularly clear and as such an important cohort of people is not needed to demonstrate this effect (67). If this is the case (and this situation cannot be excluded *a priori*), it is clear that the exclusion of small sized trials as Shang decided, is a major bias in the final conclusion. The sensitive analysis demonstrates clearly that the significance of the observed superiority effect of homeopathy compared to placebo depends, in a crucial way, on the number of trials taken into account in the analysis.

All published meta-analyses of controlled clinical trials in homeopathy are, more or less, subjects for critics and are controversial (70). Admittedly the Shang, et al., analysis, published in the Lancet is **very critical and cannot, as such, and, with it only, support the proposed final conclusion:** “*This finding is compatible with the notion that the clinical effects of homeopathy are placebo effects.*” (71). Nevertheless, the sensitive analysis of Lüdtké et al., (67) is clear enough by concluding: “*Our results do neither prove that homeopathic medicines are superior to placebo nor do they prove the opposite.*”

But there is more, if we compare the matched conventional and homeopathic RCT's proposed by Shang (26) and considering only the most common reason for using

homeopathy (see Chapter III: the upper respiratory tract infections) we can see that the efficacy of homeopathy is at least equal to the conventional treatments' efficacy.

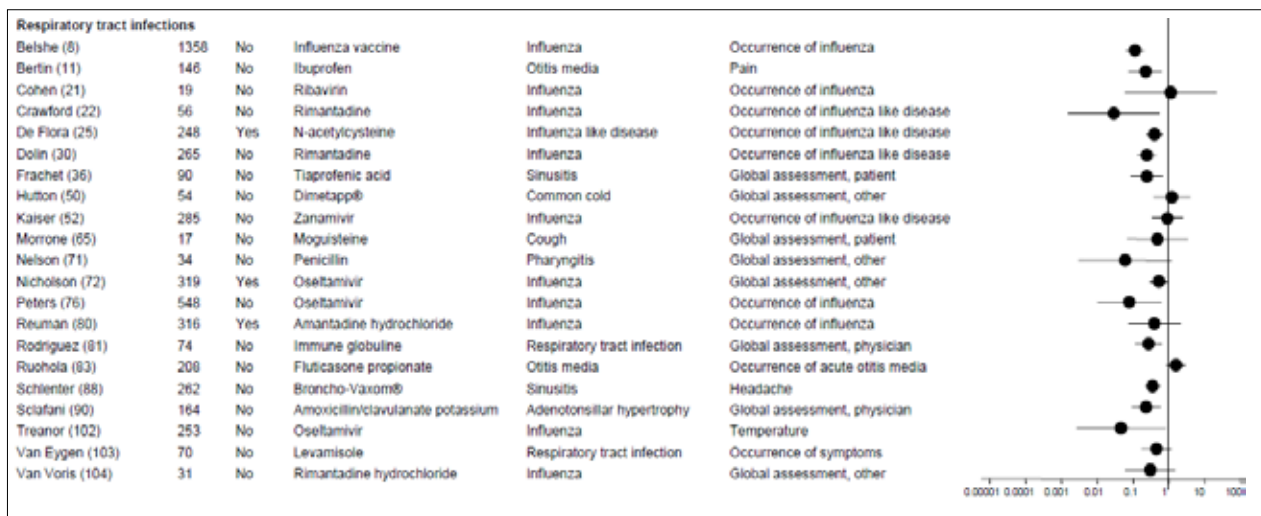


For homeopathy, 9 out of 21 publications showed statistically significant positive results, 2 negative, 4 were of high quality.

For the conventional approaches, 11 out of 21 showed statistically significant positive results, 3 negative, 3 were of high quality.

Source: www.ispm.ch/fileadmin/doc_download/1431.Study_characteristics_of_homeopathy_studies_corrected.pdf

Source: www.ispm.ch/fileadmin/doc_download/1431.Study_characteristics_of_allopathy_studies_corrected.pdf



Coming to the point, it is relevant to quote the conclusions of R.T. Mathie published in the journal *Homeopathy* (Vol 92, Issue 2, April 2003, Pages 84-91) after a review of the available literature he concluded: *“The available research evidence emphasizes the need for much more and better-directed research in homeopathy. A fresh agenda of enquiry should consider beyond (but include) the placebo-controlled trial. Each study should adopt research methods and outcome measurements linked to a question addressing the clinical significance of homeopathy's effects.”*

Prospective comparison surveys between medical approaches would be promoted (non-inferiority trials) in specific areas described further in this booklet. Randomized placebo-controlled trials are of course a reference for “the best evidence” but respect of the individualized homeopathic treatment and daily practice must always be considered (a very difficult point considering the individual approach in homeopathy).

Conclusion:

As such, we could conclude that more research is certainly needed considering the coherent beam of available results in specific areas described further in this booklet. All levels of evidence are needed.

CHAPTER V

THE RESULTS OF THE 'ECHO'-STUDIES

'ECHO' refers to surveys looking at Economic, Clinical and Humanistic Outcomes.

In the literature more than 22 publications, using validated scores concerning quality of live (QoL), are found to evaluate the efficacy of homeopathic medicines. Twenty eighth thousand five hundred and sixty four patients are included in the different studies. A **level IIIa of evidence** is obtained for all ECHO-studies (all diagnoses merged).

A first group of studies compares the QoL score before and after the treatment. The control group is the group itself before treatment. The improvements are statistically and clinically significant, for all merged diagnoses. Some diagnoses were considered separately: asthma in children, headache, cancer patients, anxiety and depression after stopping the estrogenic hormonal treatment because of breast cancer, allergies, general problems, intestinal disorders, anxiety disorder, depression and skin problems. These are also the most common diagnoses in general practice.

A second group uses an external control group treated with conventional medicine. The results of these studies show that the homeopathic treatment is just as efficient as conventional medicine in general practice. Respiratory problems, diabetic polyneuropathy, chronic problems in the ear, nose and throat area, e.g. sinusitis, are considered, as well as problems during pregnancy musculoskeletal diseases, anxiety, sadness and sleep disturbances.

A third group uses the score of quality of life during a controlled and randomized study. For vertigo, homeopathy is just as efficient as conventional medicine. In a study on asthma, the quality of life at the start of the study is so high that no significant difference could be found.

In the following table, the data is assessed in columns:

- Condition/Study = Name of principal author, topic, number in the complete reference list;
- N = number of patients included in the survey;
- Design QoL = description of the design of the survey, used questionnaire;
- Test group = treated group under study;
- Control group = used comparison group if any;
- Results = major results of the survey.

Condition/Study	N	Design QoL	Test group	Control group	Results
Adler et al. 2009. (94). Depression.	91	Double-blind, Randomized Non-inferiority Trial. MADR Scale	Homeopathy Q potencies	Fluoxetine	Similar response rate.
Becker-Witt et al. (83, 85)	2851	Prospective observational study. MOS SF-36	Homeopathy	-	Significant and relevant improvement of the SF-36
Begaud et al 2011/2013 (84)	8559	Non-Randomised controlled clinical trial. SF12 and CAMBI scores // Homeopathy // Conventional therapy // Equally effective without lost of chance but antibiotics 56 % lower in the homeopathic group. AINS 46 % lower and psychopharmaca 71 % lower.			
Bordet et al. (90) Menopausal hot flushes. 6 months	438	Prospective observational study. Multicentric (99 MD) Not validated double QoL score	Homeopathy	-	Significant and relevant improvement on both QoL scores (daytime / sleep)
Dias-Brunini. 2002 (74) Asthma – pediatrics 6 months	51	Prospective observational study. AUQEI QoL score applied to children.	Homeopathy	-	QoL score from 42,27 to 54,94, significant statistical increase.
Goossens & al 2008 (91) Hay fever	74	Prospective observational non comparative study. RQLQ QoL	Homeopathy	-	Significant improvement after 3 and 4 weeks.
Guthlin et al 2001 (78) All conditions <4 years	951	Prospective observational study. MOS SF-36	Homeopathy	-	Number of patients too small to find valid results.
Guthlin et al 2003 (87) All conditions <4 years	750	Prospective observational study. MOS SF-36	Homeopathy	-	QoL improved in most dimensions highly significantly
Jong et al 2006 (80) response to Respiratory and ear complaints 7-14-28 days, final results 2006.	2055	Prospective observational study. HSQ-12; HSQ-5	Homeopathy	Conventional	No significant differences in duration of illness, treatment, patient satisfaction and adverse effects.
Heger et al 2001 (86) Respiratory and ear complaints 14-28 days	456	Prospective observational study. HSQ-12; HSQ-5 (64,3% ><56,6%). Adverse effects 7,8% versus 22,3%	Homeopathy	Conventional	Homeopathy at least as effective as conventional medical care
Hochstrasse B. 1999 (82);pregnancy <9 months	205	Prospective observational comparative study. SEIQoL	Homeopathy	Conventional	Lower QoL in the homeopathic group (two different populations, comparisons impossible)
Muscari-Tomaoli et al 2001 (79) Headache 6 months	53	Prospective observational study. MOS SF-36	Homeopathy	-	The mean and median scores of all QoL dimensions rose. Strongest results in the "bodily pain" and "vitality" parameters p<0.0001
Pomposelli 2009 (92) Diabetic polyneuropathy	61	Prospective observational study	Homeopathy	Conventional	Improvement of QoL and Cost saving 17,5%
Spence et al 2005 (89) Wide range of chronic conditions	6544	Prospective observational study	Homeopathy	-	Positive health changes in routine homeopathic hospital practice
Strosser et al 2000 (81) Vertigo 6 weeks	119	Double blind Comparative study. MOS SF-36	Homeopathy (Vertigoheel)	Conventional (Betahistin)	Significant amelioration of the physical and mental health with homeopathy. Equivalent efficacy of the two groups.
Thompson et al 2002 (75) Cancer 5 consultations later	52	Prospective observational study. EORTC QLQ-30 QoL score	Homeopathy	-	Improvement in 75% of the patients.
Thompson et al 2003 (72) Symptoms of oestrogen withdrawal in women – breast cancer.	40	Prospective observational study.	Homeopathy	-	Significant improvements in anxiety, depression and QoL.

Condition/Study	N	Design QoL	Test group	Control group	Results
Waase-Priven et al 2009 (93) Dermatology. DQLI + HR-QoL score	49	Prospective observational study.	Homeopathy	-	Positive dermatological and QoL outcomes.
Wassenhoven et al 2003 (77) All conditions 6 months	1025	Prospective observational study. MOS SF-36 & DUKE QoL scores	Homeopathy	-	QoL score differences : Allergic cond. +7,987; Gen. health problems +10,198; Bowels +8,189; Muscles-bones +0,764; Stress, anxiety, sadness +6,041; Nose, ears +4,677; skin +6,395. Small but significant statistical improvement.
Weber et al 2002 (76) Acute sinusitis	63	Non-randomised, controlled clinical trial. HCG-5 QoL score	Homeopathy + herbal ther.	Conventional therapy	Equally effective (or ineffective)
White et al 2003 (73) Asthma – pediatrics / 12 months	96	Randomised placebo controlled trial using QoL subscale of the Childhood Asthma Questionnaire	Homeopathy adjunct to conventional treatment	Placebo adjunct to conventional treatment	No statistically significant changes in the QoL score, small severity improvement. NB: very high initial QoL score
Witt et al 2005 (88) All conditions 3,12 and 24 months	3981	Prospective multicentre cohort study. QoL score	Homeopathy	-	Marked and sustained improvements.

THE RESULTS OF THE 'COST-EFFICIENCY'-STUDIES

Studies about **Cost-Efficiency** of the treatment are mostly requested by the authorities, a **level IIIa of evidence** is obtained for all analyzed aspects.

The reason for this interest is multiple. The cost of the conventional medicine is more or less a problem for certain patients. The survival of our social security systems is threatened by these enormous costs.

The available data (16 studies – 161.890 patients) show that a reduction of the total cost for the patient is possible maintaining a global efficacy when using homeopathy.

Again, a first group of studies compares the same cohort of patients before and after the study. The control group is the group itself before treatment. The monetary savings achieved by practicing homeopathy are statistically and clinically significant for all diagnoses merged. Some diagnoses are especially analyzed such as otitis media, atopic eczema and allergies, rheumatoid arthritis and anxiety disorders.

A second group uses an external control group treated this time with a conventional treatment. The results of these studies confirm that homeopathic treatment in general practice allows savings under all conditions. Some data were especially analyzed such as the seasonal allergic rhinitis, asthma, atopic eczema, food related allergies, chronic allergic rhinitis, anxiety disorders and acute rhino-pharyngitis.

Finally as per conclusions of Prof. Claudia Witt (110): *“Patients with chronic diseases benefit more from homeopathy than from conventional medicine at approximately the same costs. Conclusion after 12 months follow-up of 315 adults and 178 children; half of the patients received homeopathic, the other half conventional medical care. In both groups, patients’ health status improved substantially, but improvement was greater in patients on homeopathic treatment. Overall costs, including those for doctor visits, medication, and hospital stays, were nearly identical for adults, but average costs were higher in homeopathically treated children.”*

GENERAL CONCLUSIONS OF THIS LITERATURE REVIEW

Besides the general analysis and conclusions about the effects of homeopathy, efficacy has been proved using as RCT evaluation, as well, rather than QoL scores for the allergies under all aspects. The prevalence of these problems is growing in the world population. For authorities this is also a very big problem, being the cause of absenteeism. An important social cost is linked to these problems. Homeopathy can be a cost effective and efficient solution.

Condition/Study	N	Design Economic Survey	Test group	Control group	Results
Becker-Witt et al 2003 (95) Different chronic conditions	493	Prospective, comparative cohort study	Homeopathy and patients could opt for concomitant conventional therapy	Patients could opt for conventional therapy	Patients seeking homeopathic treatment had a better outcome overall compared with patients on conventional treatment.
Chauferin 2000 (104)		Compilation of nationally available data (secondary sources)	Homeopathy	-	Homeopathic medication prices per unit lower than allopathic ones (number of prescriptions unknown, though). Fewer reimbursements for homeopathic doctors, only 1 % of reimbursement of French national health insurance system
Frei et al 2001 (96) Acute otitis media	230	Prospective, uncontrolled interventional study	Homeopathy	-	72% resolved within 12 hours, 28 % were given antibiotics. Conventional treatment was 14 % more expensive (109 SFR vs. 94,6 SFR)
Frenkel et al 2002 (97) Atopic and allergic disorders	48	Prospective, uncontrolled interventional study	Homeopathy primarily in addition to conventional treatment	-	Before intervention on average 3.1 different conventional drugs/patient after 1.6 (p=0.001). Before intervention 31 used conventional drugs (costs on average \$40) after intervention 35 (costs on average \$16).
Güthlin et al 2003 (98) Different chronic conditions	750	Prospective, uncontrolled observational study	Homeopathy	-	Significant changes in quality of life, less sick leave.
Haselen et al 1999 (103) Rheumatoid arthritis	89 (random sample out of 427)	Retrospective study	Homeopathy (n=89) Acupuncture (n=4)	-	32% of patients reduced conventional drugs. Total costs to treat 89 patients were 7129 GBP (including medication, staff time and diagnostic procedures - 29 % of the costs for consultation, 22% for conventional drugs)
Jain 2003 (105) Reduced costs by homeopathic drug prescription	109	Prospective uncontrolled observational study	Homeopathy	-	Savings by homeopathic treatment calculated by deducting costs for homeopathic medication from conventional medication (hypothetical) for same diagnosis and same duration amounted to 60.40 Pound Sterling.
Kooreman et al. 2012 (111) All conditions	151.952	Retrospective Health Insurance Dataset comparison	Alternative medicine including homeopathy	Conventional	Reduction of 7 % of costs for GP-CAM due to lower hospitalisations and lower pharmaceutical costs; lower mortality rate.
Rossi et al. 2009 (108) Respiratory Diseases	105	Retrospective observational study	Homeopathy	Conventional	Reducing conventional remedies use, 42.4 % costs saved even 71.1 % in chronic asthma.
Schafer et al. 2002 (99) Hay fever, asthma, atopic eczema, food hypersensitivity		Population-based nested case control study	Alternative Medicine	No alternative medicine	26. % used CAM, patients were significantly younger and better educated. CAM mostly provided by MDs, median costs for single and efficacy of
Sevar. 2005 (109) All conditions	455	Prospective cohort study.	Homeopathy	-	Conventional Drug cost saving of £ 39,90/patient/year.
Taieb et al. 2003 (107) Chronic allergic rhinitis.	300	Prospective, comparative cohort study	Homeopathy (HM)	Conventional treatment (CM)	At 3 months SF-12 score on physical dimension HM 51.8; CM 47.9 (p<0.05). Lowering of cost of care for patients from 45.74 € for CM to 27 € for HM. Lowering of cost of care for the social security system with 50 % for patients using HM.
Trichard et al 2003 (100) Anxiety disorders	394	Prospective, comparative cohort study	Homeopathy	Conventional treatment	The homeopathic drug strategy produced equivalent results but less overall costs reimbursed by the national health system
Trichard et al 2003 (101) Acute Rhinopharyngitis	499	Prospective, comparative cohort study	Homeopathy	Conventional Therapy (antibiotics)	Comparable overall cost between both treatment strategies but less sick leave in the homeopathic group
Trichard et al. 2003 (102)	5549	Cross-sectional descriptive survey	Homeopathy	-	Only costs for medication included – average overall cost 6.78 € of which 3.78 € were reimbursed
Wassenhoven et al 2004 (106) All conditions.	782	Observational unselected study and comparison with nationally available data (secondary sources)	Homeopathy	-	Following homeopathic treatment there were significant reductions in consultations with other specialists and generalists, and in the cost of treatment. € 370 compared with € 287 The largest cost savings were made by patients with the worst ratings of their physical condition prior to seeking homeopathic treatment.
Witt et al. (110) Atopic eczema	135	Prospect., comparative cohort study	Homeopathy	Conventional treatment	Comparable efficacy but fewer costs for the homeopathic group.

CHAPTER VI

INTERNAL EVIDENCE – HEURISTIC

Homeopathy is a medical practice aiming at strengthening the natural homeostasis of the body and stimulating the immune system. Homeopathy acts following the similarity principle; that means that the symptomatic patient is treated with a medicine containing a substance causing similar symptoms in a healthy person. For example onion can be the cause of a watery discharge of the nose and eyes. A medicine prepared from onion, namely *Allium cepa*, can treat patients who have these symptoms during a coryza or allergic rhinitis accompanied by irritating watery discharge from the nose.

The law of similars has to be respected during clinical and fundamental studies. Twenty years ago a new paradigm allowing explanation of the homeopathic effects had been developed. It is the paradigm of the “*Body signifiers*” (112). It explains why the law of similars has to be respected in research protocols on homeopathy; the tested medicine must be significant for the research subject (cell, plant, animal or human). A databank of experiments on homeopathy is regularly updated and available (113) today.

A. Pure experimentations or provings.

Homeopathic medicine is the result of the experimentation initiated by Hahnemann. This physician wanted to understand the effect of the prescribed medicines and that is the reason why he first experimented with these medicines on himself, and, later on, other volunteers.

These experiments on “healthy” volunteers has never ceased for two centuries.

The medicine is taken by a volunteer for at least two consecutive days. The symptoms, developed by the volunteer after taking the medicine, are observed and noted very carefully. Afterwards all these symptoms are converted into repertorial language (integrated into existing rubrics or creation of a new rubric). The quality of each collected symptom is more important than the quantity of symptoms. Each proving result (symptom linked to a homeopathic medicine) has to be confirmed by other experiments and, later on, in clinical practice. These experiments are standardized now and are realized on a regular basis with placebo control (114).

As such, each symptom of the *Materia Medica* can be described with a certain level of evidence (115). The higher the level of evidence for the symptom linked to a medicine, the more the medicine used has a chance to cure the patient; that means the more this medicine can influence the organism to which it is administered.

The more “significant” symptoms the patient has in common with the medicine, the more spectacular and complete will be the effect of the medicine. This is the globality principle in homeopathy. See definition of homeopathy www.lmhint.net.

A pure experimentation (proving) can be compared with a qualitative experiment, phase I, in conventional medicine with some exceptions. A position paper on this issue is available on www.homeopathyeurope.org. The homeopathic pharmacopoeia contains several thousands of different medicines; for each medicine many modalities (116) of symptoms exist and are encoded in our homeopathic repertories.

The analysis of the provings’ publications authorizes a **level of evidence IIb** for this experimental step (117). An audit of all English provings’ publications done from 1945 to 1995 was published (118) in 1998 and other publications are in preparation. A **level of evidence I** for these experiments is more and more predictable (119).

At LMHI Congresses new, or confirmation of previous, provings are presented.

In May 2008 the following provings were presented (see *Proceedings*):

Hydrogenium peroxidatum – H2O2. Dominici G. Double-blind, randomized, placebo controlled design; 16 provers revealing several symptoms clinically verified on human and animals.

Latrodectus Mactans Tredecimguttatus. AFADH – Fayeton S. Open design; 8 provers revealing groups of symptoms clinically verified.

Potentilla Anserina. Jansen JP. Multi-centric, prospective, double-blind design; 10 provers revealing 27 groups of symptoms.

Plutonium's Peaceful Brother: **Neptunium muriaticum**. Lustig D. Placebo-controlled design; 19 provers revealing 315 symptoms distributed into 12 groups of characteristic symptoms.

Brazilian Pathogeneses: **Helleborus Niger**. Marim M. Third confirmation, multicentric international design; 4 groups of symptoms are regularly recorded.

Sutherlandia Frutescens. Ross A, Webster H, van der Hulst N. Double-blind, placebo-controlled design; 24 provers revealing 15 symptoms correlated with the traditional use of the plant (restorative tonic in HIV patients).

Erythrina Lysistemon (African Coral Tree). Ross A, de Beer E. Triple-blind, placebo-controlled design; 32 provers revealing 25 symptoms.

Lobelia Cardinalis. Scheepers L. Open design; 7 provers revealing 293 symptoms.

Galium Aparine. Scheepers L. Open design; 8 provers revealing 18 groups of symptoms.

Ytterbium Nitricum. Vicol M, Cristescu LM, Ivanciu NV, Dobre ML, Sumbasacu M, Oprea AM, Goiceanu DM, Dragusanu O, Binder-Hampel A, Stanciu AM, Struza CM. Open design; 13 provers revealing 32 symptoms.

Hecla Lava. Multicentric international design.

In May 2010 (LMHI Congress) the following proving was presented (see *Proceedings*):

Protea cynaroides. Botha I. Double-blind design; 70 provers (60 *verum*, 10 placebo) revealing 4 Mind stages and many specific symptoms.

At the same congress the same team answered the question: "Are provings reproducible?"

To answer this question the group of the Durban University (South Africa) (Botha I.) did a comparative survey between groups using different proving methodologies (C4 trituration, Sherr and Dream proving methodology) for a same homeopathic medicine. These results are also in the *Proceedings* of the 2010 LMHI Congress. The end result was the formulation of 1373 rubrics utilized for analysis purposes, resulting in 881 verified rubrics of *Protea cynaroides*. The hypothesis "0": "there is no difference in the symptoms experienced between two consecutive years (symptoms are reproducible)" $p > 0.05$ has been confirmed and is the highest in the group using C4 methodology. The C4 and Sherr methodologies are the most reproducible based on rubric presence.

In May 2010 (European Parliament Strasbourg Congress on Homeopathy) see *Proceeding*:

Morpho Menelaus Occidentalis. Renoux H. A double blind design (7,9,15,30CH, 200K, placebo) pathogenetic trial. 30 provers, 16 supervisors.

In December 2011 (LMHI Congress) the following provings were presented (see proceedings):

Strychnos henningsii. Ross A.H.A. A triple-blind proving design (30CH, placebo) using also blood testing and clinical measurements to assess the effects.

Malus communis. Jansen JP. A multi-center, prospective, double blind proving design (12K, 30Kn 200K).

Eriodyction californicum. Scheepers L. Double blind proving design (30K)

Bacopa monnieri (Brahmi). Gupta V. Double blind placebo controlled proving design.

Proving: Publications in International Journals 2008

Argemone mexicana. Dey NR, Das KC, Rai Y. Multicentric double-blind design, 38 provers (6C, 30C, 200C). *Indian Journal of Research in Homeopathy*. January-March 2008;Vol2,n°1:13-18.

Cephalandra Indica. Dey NR, Das KC, Rai Y. Multicentric double-blind design, 17 provers (6c, 30c, 200c). *Indian Journal of Research in Homeopathy*. April-June 2008;Vol2,n°2:20-24.

Ficus religiosa. Dey NR, Das KC, Rai Y, Siddiqui VA, Singh R. Multi-centric double blind homeopathic pathogenetic trial. *Indian Journal of Research in Homeopathy*. July-September 2008;Vol2,n°3:10-14.

Paraffin. Rajpal, Siddiqui VS, Dey NR, Das KC, Rai Y, Singh VK. Multi-centric double-blind design, 43 provers (6C, 30C, 200C). *Indian Journal of Research in Homeopathy*. October-December 2008;Vol2,n°4:20-25.

Proving: Publications in International Journals 2009

Pothos foetidus. Shaw R, Vikram Singh, Siddiqui VA, Rajpal, Vinay Singh Kr, Hari Singh, Mal PC, Bhakat AK. A multicentric double blind Homeopathic Pathogenetic Trial (6C, 30C, 200C). *Indian Journal of Research in Homeopathy*. January-March 2009;Vol3,n°1:18-22.

Aconitum napellus. Piltan D, Rist L, Simões-Wüst P, Saller R. Test of a homeopathic dilution of Aconitum napellus. A clinical, randomized, double-blind, controlled crossover study in healthy volunteers. Proving shows significant distinction between Aconitum C30 and placebo. *Forschende Komplementärmedizin*, 2009; 16:168-73.

Saraca indica. Nayak C, Siddiqui VA, Rajpal, Vinay Singh Kr, Hari Singh, Ramender Pal, Vikram Singh, Roy RK, Prakash S, Yogender Rai, Das KC. A multicentric double blind Homeopathic Pathogenetic Trial (6C, 30C). *Indian Journal of Research in Homeopathy*. April-June 2009;Vol3,n°2:32-37.

Cuscuta reflexa. Shaw R, Siddiqui VA, Rajpal, Vinay Singh Kr, Dey NR. A multicentric double blind Homeopathic Pathogenetic Trial (6C, 30C, 200C). *Indian Journal of Research in Homeopathy*. July-September 2009;Vol3,n°3:7-13.

Mimosa humilis. Nayak C, Vikram Singh, Siddiqui VA, Rajpal, Prakash S, Yogender Rai, Dey NR. A multicentric double blind Homeopathic Pathogenetic Trial (6C, 30C). *Indian Journal of Research in Homeopathy*. October-December 2009;Vol3,n°4:16-20.

Proving: Publications in International Journals 2010

Skookum chuck. Siddiqui VA, Yogender Rai, Prakash S, Dey NR. A multicentric double blind Homeopathic Pathogenetic Trial (6C, 30C, 200C). *Indian Journal of Research in Homeopathy*. January-March 2010;Vol4,n°1:8-14.

Carica papaya. Rajpal, Anil Khurana, Siddiqui VA, Singh V.K., Dutta B.N., Shakti Dey, Jayant R.D.. A multicentric double blind Homeopathic Pathogenetic Trial (6C, 30C, 200C). *Indian Journal of Research in Homeopathy*. April-June 2010;Vol4,n°2:7-12.

Azadirachta indica. Rajpal, Anil Khurana, Vinay Kumar Singh, Reeta Bagai, Chaudhari CP, Jayant RD. A multicentric double blind Homeopathic Pathogenetic Trial (6C, 30C, 200C). *Indian Journal of Research in Homeopathy*. July-September 2010;Vol 4 n°3:10-16.

Ocinum sanctum. Rajpal, Vinay Kumar Singh, Roy RK, Chaudhari CP, Mal OC, Bhakat AK. A multicentric double blind Homeopathic Pathogenetic Trial (6C, 30C, 200C). *Indian Journal of Research in Homeopathy*. October-December 2010;Vol 4 n°4:1-6.

Proving: Publications in International Journals 2011

Bacopa monnieri. Rajpal, Vinay Kr. Singh, V.A. Siddiqui, C. Nayak, P.C. Mal, D.B. Sarkar. A multicentric, randomized, double-blind homeopathic pathogenetic trial (6C, 30C, 200C). *Indian Journal of Research in Homeopathy*. October-December 2011;Vol 5 n°4:22-27.

Proving: 67th LMHI Congress 2012

Lava Kilauea – Pele's Hair. Christina Ari presented preliminary results of a multicentric blinded proving in two separate groups (13 and 17 participants) and concluded that this remedy is to be regarded after heavy traumatic disturbances. Proceedings 67th LMHI Congress.

Rajesh Shah presented a double blind placebo controlled drug proving on a HIV Nosode (22 volunteers). Proceedings 67th LMHI Congress.

Proving: Publications in International Journals 2012

Plumbum metallicum. Signorini and Pichler presented the complete 2000 trial with a synthesis of and a comparison with the original 1828 trial. The used a 30CH dilution in a multicentric setting and found 37 new symptoms above the confirmation of already well known symptoms. *Indian Journal of Research in Homeopathy*. January-June 2012. Vol 6; n°1 & 2:32-46.

Buxus sempervirens. Rajpal, Vinay Kr. Singh, Siddiqui V.A., Nayak C, Majumdar A.K., Chandra P.K., Dey S.K. A multi-centric, double-blind randomized, homeopathic trial. Using 6 and 30CH dilution in 40 provers producing 160 different symptoms (new or confirmation). *Indian Journal of Research in Homeopathy*. July-September 2012. Vol6; n°3:1-9. Buxus sempervirens. Rajpal, Vinay Kr. Singh, Siddiqui V.A., Nayak C, Majumdar A.K., Chandra P.K., Dey S.K. A multi-centric, double-blind randomized, homeopathic trial. Using 6 and 30CH dilution in 40 provers producing 160 different symptoms (new or confirmation). *Indian Journal of Research in Homeopathy*. July-September 2012. Vol6;n°3:1-9.

B. Clinical verification of the homeopathic symptoms

Symptoms obtained by pure experimentation must be confirmed by clinical results; the clinical validity of every symptom linked to a homeopathic medicine, as well as the totality of the symptoms (global picture of the medicine) must be verified. Traditionally, experts in homeopathy were references for this clinical verification of homeopathic symptoms; this is **level of evidence IV**. Expert advice is very common in medicine, as example, the "ideal" value for the cholesterol in adults is actually, according to experts, 1.9g/l; it is the same level of evidence (UCL 2007).

The homeopathic medical doctor today uses computers in daily practice allowing a new approach for the clinical verification of homeopathic symptoms using a new type of statistical analysis.

Two statistical techniques are possible in case of retrospective analysis:

* Either considering only indisputable results of prescriptions, failures or spectacular positive results. The analysis consists of looking at a possible link between this result and the selected symptoms of the patients used for the

* Or applying the theorem of Bayes on the same clinical database. Here all values are expressed as prevalence and compared to the remainder of the population (Likelihood ratio LR or probability factor as a link between the symptom of a medicine and the obtained clinical results). This method can be applied on a retrospective (121) as well as on a prospective design (122, 123, 124).

choice of the medicine. This method approximates the traditional analyses of experts. The results (120) make a strong connection between the results obtained by pure experimentation and the clinical efficacy of the prescription. At the end of this process, a table of the characteristic symptoms (or groups of symptoms) forming the picture of a homeopathic medicine can be established and verified. See a published example (121) in the references.

Thanks to these statistical results, a **level of evidence IIIb** is reached and we hope that other groups will participate to reach **level of evidence IIIa** in the near future. The clinical verification of homeopathic symptoms is an internal validation of the basic principles of homeopathy and results can be used for improving the daily practice very soon (122,123,124,125).

Table of recent publications of clinical verification of homeopathic symptoms.

Condition/Study	N	Design	N Sympt	N Rem	Results
Van Wassenhoven. (120). (2005)	2148	LR retrospective	>230	100	Symptoms – Similarity – Globality
CCRH (121) Damiana (2007)	3032	Trad. Method	?	1	Symptoms
Rutten & all (126) (2008)	4094	LR Prospective	6	75	Similarity
Araujo (*). Anacardium orientale (2008)	5	Trad. Method	?	1	16 groups of symptoms – Similarity (constitution)
Gnaiger & all (*) (127) Petroleum (2008)	25	Trad. Method	?	1	6 groups of symptoms – Similarity (constitution)
Dominici (*) Hydrogenium peroxidatum (2008)	18	Trad. Method	10	1	Symptoms of proving – Similarity
AFADH (*) Latroectus Tredicim Guttatus (2008)	4	Trad. Method	?	1	24 groups of symptoms – Similarity (constitution)
AFADH (*) Tarentula Lycosa (2008)	5	Trad. Method	?	1	36 groups of symptoms – Similarity (constitution)
Louis (*) Borax (2008)	12	Trad. Method	?	1	6 groups of symptoms – Similarity (constitution)
Lustig (*) Neptunium muriaticum (2008)	2	Trad. Method	?	1	1 groups of symptoms – Similarity (constitution)
Marim & all (*) (2008)	5	Trad. Method	?	4	5 groups of symptoms – Similarity (constitution)
Petrucci (*) Falcon Peregrinus Disciplinatus (2008)	8	Trad. Method	8	1	Symptoms of proving – Similarity
Pla (*) Salix Fragilis (2008)	2	Trad. Method	95	1	7 groups of symptoms - Similarity (constitution)
Scheepers & all (*) (2008)	37	Trad. Method	38	6	Symptoms + 13 groups of symptoms - Similarity (constitution)
Servais & all (*) Petroleum (2008)	11	Trad. Method	220	1	Symptoms
Stolper & all (*) (2008)	26	Trad. Method	23	2	Symptoms of proving – Similarity
Uyttenhove (*) Cheirantus cheiri (2008)	300	Trad. Method	6	1	Symptoms of proving – Similarity
Uyttenhove & all (*) Hecla Lava (2008)	262	Trad. Method	?	1	Symptoms of proving – Similarity
Chakraborty & all (128) Blatta orientalis (2008)	6184	Trad. Method	80	1	Symptoms
Chakraborty & all (129) Amooro rohituka (2008)	4706	Trad. Method	89	1	Symptoms
Chakraborty & all (130) Mentha piperita (2008)	6372	Trad. Method	105	1	Symptoms
Chakraborty & all (131) Ferrum picricum (2008)	3465	Trad. Method	70	1	Symptoms
Chakraborty & all (132) Fagopyrum esculentum (2009)	6675	Trad. Method	95	1	Symptoms
Chakraborty & all (133) Alstonia constricta (2009)	3854	Trad. Method	66	1	Symptoms
Chakraborty & all (134) Ephedra vulgaris (2009)	1657	Trad. Method	47	1	Symptoms
Chakraborty & all (135) Tarentula Hispanica (2009)	2794	Trad. Method	148	1	Symptoms
Chakraborty & all (136) Iris Tenax (2010)	2279	Trad. Method	29	1	Symptoms
Faingnaert Y. (**) Galium aparine	1	Trad. Method	?	1	Link between proving symptoms, botany and clinical case.
Nayak & all (137) Glycyrrhiza glabra (2010)	278	Trad. Method	109	1	Symptoms
Nayak & all (138) Glycyrrhiza glabra (2010)	340	Trad. Method	43	1	Symptoms
Chakraborty P.S. & all (139) Staphylococcinum (2012)	411	Trad. Method	24	1	Symptoms of proving – Similarity
Ross A.H.A. (*) Strychnos henningsii	?	Comparison with the use of the plant by traditional healers	?	1	Symptoms and syndromes
Chakraborty P.S., Ali S.A. (*)	?	Concomitant symptoms	?	19	Concomitant symptoms (modalities)

(*) Proceedings of 63rd LMHI Congress 2008 (Belgium) (**) Proceedings of 67th LMHI Congress (2012)

Total: **47.001 patients** are included in recent systematic clinical verification of homeopathic symptoms. This number will increase very rapidly with the creation of an international databank of clinical cases in Italy. (Cli-Fi-Col project).

CONCLUSIONS ON INTERNAL EVIDENCE:

Taking the obtained and verified results into account, homeopathy can be confirmed as a valid medical method based on evidences: pure experimentations on volunteers produce controlled series of symptoms confirmed by clinical verification on a relevant number of patients. Of course, more research is necessary and welcome but the obtained level of evidence justifies the maintenance and development of homeopathy in the framework of medicine.

CHAPTER VII

THE HOMEOPATHIC MEDICINE HAS A SPECIFIC ACTIVITY.

The nature of the homeopathic medicinal products is, for some, a factor of resistance (see Chapter I) even if the **level of evidence** for the efficacy of homeopathy within the general practice is already high as we have seen. In fact, 66% of the homeopathic prescriptions are molecular concentrations (see mechanism of action) and as such would not be questioned by the molecular paradigm. Demonstrating an effect of the highest homeopathic dilutions-dynamizations is a confirmation that there is more than the molecular paradigm; there is a place for other paradigms that could be applied for radiation, psychoanalysis, acupunctural stimulations, highly diluted-dynamized homeopathic preparations, etc.

Actually, the proof of the action of the highest dilutions-dynamizations has reached **level of evidence IIa** and even **level of evidence I** for some.

Several university professors investigated all the published literature about this subject at the request of the ECH (European Committee for Homeopathy) (140). New references are added for the period 2005-2009.

A/ The cheapest experimental model, easy to realize and reproduce, is probably "*the acetylcholine induced contraction of rat ileum*". This is a validated scientific model (Chang FY, Lee SD et al. Rat gastrointestinal motor responses mediated via activation of neurokinin receptors. *J. Gastroenterol Hepatol* 1999;14,39-45). This model was applied first to homeopathic preparations by A. Cristea, a Rumanian researcher, using this model for the verification of very high dilutions of Belladonna. The results were published. (*Bastide M (ed). Signals and Images. Kluwer Academic Publishers 1997;161-170*).

Professor Wolfgang SüB of the Institute of Pharmacy of the University of Leipzig used this model to test the transition of a homeopathic medicine (in this case, *Atropinum sulfuricum* D60) from the original liquid form to tablets. As usual, several controls were done. The monohydrate α -lactose tablets impregnated with a high dilution of *Atropinum* show a systematic efficacy opposite the anhydrous α -lactose tablets. This means that the quality of the tablets can be tested before pharmaceutical commercialisation (constant reproducibility). This very simple model shows that the activity of the high diluted homeo-

pathic medicines can be demonstrated. (Schmidt F, SüB WG, Nieber K. In-vitro Testung von homöopathischen Verdünnungen. *Biol. Med./Heft 1/February 2004 ;32-37*).

B/ It took some time before another scientific model could be accepted by the scientific community. The first publication was done in 1991, but it was only in 2004 that the results were accepted for publication by *Inflammation Research*, a peer reviewed scientific journal. This model is different than that of Benveniste; he used the same control but not the same activator.

Professors Marcel Roberfroid and Jean Cumps of the "University of Louvain", department of Pharmacy, and respectively coordinator of a multi-centric European survey (4 laboratories) and responsible for the statistical analysis, wrote the protocols of this study that showed a clear inhibition of the degranulation of the human basophils by high dilutions of **histamine** (10^{-30} – 10^{-38} M). This inhibition becomes evident by the coloration of alcian blue. This multi-centric study is confirmed afterwards in three laboratories by using flux cytometry and in one laboratory using freed histamine. These observations are irrefutable acknowledged the editor of *Inflammation Research* (Belon P, Cumps J, Ennis M, Mannaioni PF, Roberfroid M, Sainte-Laudy J, Wiegant FAC. Histamine dilutions modulate basophil activation. *Inflamm. Res.* 2004 ;53 ;181-188), (Sainte-Laudy J, Belon P. Improvement of flow cytometric analysis of basophil activation inhibition by high histamine dilutions. A novel basophil specific marker: CD 203c. *Homeopathy.* 2005;95:3-8), (Sainte-Laudy J, Belon P. Use of four different flow cytometric protocols for the analysis of human basophil activation. Application to the study of the biological activity of high dilutions of histamine. *Inflamm. Res.* 2006;55:S23-S24). These results are now confirmed again by replication in others independent research centers (Chirumbolo S, Brizzi M, Ortolani R, Vella A, Bellavite P. Inhibition of CD203c membrane up-regulation in human basophils by high dilutions of histamine: a controlled replication study. *Inflamm. Res.* 2009, April).

C/ Since the fifties, research on high dilutions exists; quality and number of publications increased the last decade. Critical studies and meta-analyses were done but were often denied or even ignored (see *COST B4 supplement*

report EUR 19110 ISBN 92-828-7434-6). This research was never supported or even advised by the academic authorities.

Describing the most important surveys published in international journals, Professor Jean Cambar, Dean of the Faculty of Pharmacy of Bordeaux, confirms the effects of highly diluted homeopathic preparations. As example he quoted : The efficacy of very high dilutions of human and animal natural molecules (also called *endogenous molecules*), this was published several times in peer reviewed journals: *Int J Immunotherapy* 1987 ;3 :191-200 (**Thymulin** in mice, Bastide M.), *Int J Immunopharm* 1990 ;6 :211-214 (α/β interferon, Carriere V.), *J Vet & Human Toxicol* 1995 ;37(3) :259-260/ *Homeopathy* 2008;97:3-9 (**Thyroxine**, Endler PC.), *Int J Immunopathol and Pharmacol* 1996 ;9 :43-51 (**Bursin**, Youbicier-Simo BL.). The efficacy of very high dilutions, using pharmacological models, is published also in peer reviewed journals: *Pathophysiol Haemost Thromb* 2005;34:29-34 (Platelet aggregation in portal hypertension and its modification by ultra-low doses of aspirin, Eizayaga FX); *Thrombosis res* 2000;100:317-323 (Time related neutralization of two doses acetyl salicylic acid, Aguejoug O.); *Thrombosis res* 1998;90:215-221 (Combination of two doses of acetyl salicylic acid: experimental study of arterial thrombosis, Belougne-Malfatti E.); *Thrombosis res* 2000;99:595-602 (Effects of acetyl salicylic acid therapy on an experimental thrombosis induced by laser beam, Aguejoug O.); *Thrombosis res* 1998;89:123-127 (Thromboembolic complications several days after a single-dose administration of aspirin, Aguejoug O.); *Thrombosis res* 1994;76 :225-229 (Acetyl salicylic acid in a vessel model, Doutremepuich C.) ; *Haemostasis* 1993;23 :8-12 (Effect of aspirin on embolization in an arterial model of laser-induced thrombus formation, Vesvres M.H.); *Thrombosis res* 1992;65:33-43 (In vitro platelets/endothelial cells interactions in presence of acetylsalicylic acid at various dosages, Lalanne M.C.); *Haemostasis* 1990;20 :99-105 (Acetyl salicylic acid in healthy volunteers, Doutremepuich C.); *Thrombosis res* 1987 ;48 :501-504 (Acetylsalicylic acid in healthy volunteers, Doutremepuich C.). The oldest used model, the subject of several international publications is the *toxicologic* model (Arsenic, Phosphorus, Mercury, Cadmium, Cis-platina, Glutamate, Sulphate, Copper sulphate, etc...). It can be applied on plant and animal material, on cell cultures and even in clinical studies. This model is still used and is even the subject of cooperation between the Universities of Bern and Bologna, testing homeopathic treatments prepared from arsenic trioxide on plants. The germination of seeds and the length of the stems on the 7th day, are the analyzed variables. This group, under

the leadership of Dr Lucietta Betti, department DISTA of agro-environmental Science and Technology, University of Bologna, published 6 recent experiments.

A systematic review of the *in vitro* evidence of high homeopathic potencies was published in 2007 (141). The conclusions are that even experiments with a high methodological standard could demonstrate an effect of high potencies. No positive result was stable enough to be reproduced by all investigators. Among those that have been replicated by independent investigators the action of mercuric bichloride on hydrolases and especially the action of histamine of the Anti-IgE triggered basophile granulocyte degranulation seemed to be the most reproducible (see above).

The professors concluded: these experiments are conducted in controlled circumstances, with a sufficient amount of plants, animals or cells and with a statistically valid treatment. These facts are indisputable, statistically significant and, for some, reproducible, even if it is not possible to explain the obtained results with the molecular paradigm.

Several audits of these publications are available and may justify a **level of evidence I** (141, 142, 143). Seventy-five publications were evaluated by a German team, 105 articles were analyzed in a second audit examining the protecting effect against toxic substances (isopathic model). Seventy percent of these publications are of unquestionable quality and show the positive effect of the homeopathic medicines used. In a third audit, 76 of the 162 analyzed studies were classified as "best quality", the effects are meaningful and reproducible. (See also Mechanism of action).

Other examples, new results since 2007: references (147, 148, 149):

2008 – 63rd LMHI Congress' proceedings:

Costa BGB, Siqueira CM, Barbosa GM, Portela MB, Soares RMA, Holandino C. Development of a new biotherapeutic of *Candida Albicans* to the treatment of oral candidiasis using yeast cells cultures, placebo and Nystatin® controlled design./

Siqueira CM, Costa B, Amorim AM, Conzalez M, Veiga VF, Lyrio C, Couceiro JN, Holandino C. Looking for a new biotherapeutic prepared from infectious influenza virus: an in vitro study. Virus H3N2, MDCK cells cultures, antiviral activity. Other references (150, 151, 152).

2010 – New publications.

The peer reviewed journal *Homeopathy*(144), published two special issues on biological models of homeopathy in 2009 and 2010 and concluded as such: "Above all this field is exciting and dynamic: there is a remarkable range of biological models of relevance to homeopathy, with encouraging progress in terms of quality and a growing number of positive findings. And we have not covered all the models in depth: for instance the work of Christian Doutremepuich's group on the effects of dilution of aspirin on blood clotting, the subject of several repetitions, is discussed only briefly. The replicability of experiments is a crucial criterion for their credibility. The multinational group led by Christian Endler and involving coauthors from Austria, Switzerland and Brazil address in this issue their bibliometric study of repetitions of fundamental research models. They found that 24 experimental models have been repeatedly investigated, 22 with similar inter-experiment results. They classify repetitions according to whether they came from the same group as the original report, or multicentre or independent work; and results as positive and similar, positive but qualitative different or negative. The most frequently and consistently replicable model is inhibition of basophil activation by high dilutions of histamine. But as Madeleine Ennis shows significant methodological issues remain. Methods vary between laboratories, although the same can be said of conventional studies. She suggests that following standardization another multicentre experiment be performed."

Once again results are very encouraging and are able to reach a significant evidence level, but more systematic standardized research is needed.

Medicine Nobel Prize winner Prof Luc Montagnier, does not hesitate now to support the idea of information transmitted through water solvent. This is the result of his findings published already in *Interdiscip Sci Comput Life Sci* (2009) 1:81-90 "Electromagnetic Signals Are Produced by Aqueous Nanostructures Derived from Bacterial DNA Sequences". In Strasburg, during the Congress "Homeopathy, a chance for Europe" (May 2010) he concluded: "Since 2005 we discovered that plasma from patients suffering of chronic degenerative diseases

can emit low frequencies electromagnetic signals at high dilutions in water corresponding to the same frequencies of bacteria's DNA. These findings are confirming the idea of Water Memory and previous results obtained with, as example, the basophil activation model." At the XXIV GIRI symposium in Monaco (Nov. 2010) he presented also a second publication: Electromagnetic Detection of HIV DNA in the Blood of AIDS Patients Treated by Antiretroviral Therapy. *Interdiscip Sci Comput Life Sci*. 2009;1: 245–253 and he concluded that there is a highly sensitive detection system for chronic bacterial infections in human beings and animals. He also noted that serial dilution and agitation have found to be critical for the generation of electromagnetic signals.

A new area for research is now very active in laboratories in the world about the use of Homeopathy in viral infections? A first result has been published in 2010.

Bhaswati Bandyopadhyay & all. Decreased intensity of Japanese Encephalitis virus infection in chick chorioallantoic membrane under influence of ultradiluted Belladonna extract. *Indian Journal of Research in Homeopathy*. Vol 4, N°2, April-June 2010.

2011 – New publications.

EEG as control of the effects of homeopathic medicines!

Totally independently of each other, two teams arrived to a similar conclusion; EEG can be a very objective "control tool" for the effects of homeopathic medicines. The first team (145) could demonstrate objective and specific changes in EEG of healthy volunteers during drug provings and the second team (146) did the same in laboratory rats; the effect of the homeopathic medicines are comparable to the effects of neurologic conventional drugs.

Guedes JRP, Carrasco S, Ferreira CM, Bonamin LV, Souza W, Goldenstein-Schainberg C. Ultra High Dilution of **Triiodothyronine** (T3 10CH) modifies cellular apoptosis in *Rana catesbeiana* tadpole tail in vitro. *Homeopathy* (2011) 100, 220-227.

2013 – New publications.

In a replication of the experiments on extremely diluted thyroxine and highland amphibians, obtained results are in line with the previous experiments. Harrer B. *Homeopathy* (2013) 102:25-30.

PHYSICS OF HOMEOPATHIC MEDICINES

Introduction by Prof. Louis Rey†

(Abstract of a seminar in Rome 20-21 of October 2009: Ethique et Spiritualité de la Santé – Médecines traditionnelles et complémentaires. Recherches et orientations nouvelles)

A persistent issue in the assessment of homeopathy by classical academics, especially in the field of so-called “hard sciences”, is the fact that, in high and ultra-high dilutions, there are no more traces of any original chemical. Hence, they claim that these different solutions are, indeed, all the same and no more than the mere solvent itself. This radical assumption proved to be wrong, at least in the light of several centuries of careful clinical observations, which did show evidence, that high dilutions were not only active in therapeutics but that they also had distinct personalities, both properties which could not be found in the solvent used for their preparation. Quite obviously, this problem has been a definite challenge for all researchers in physics, chemistry and material sciences.

Different physical methods to assess high dilutions

A/ Nuclear Magnetic Resonance (RMN) by Izel Botha

This paper seeks to perform a meta-analysis of the findings of these studies and to draw a conclusion on the nature of homeopathic dilutions as well as the validity of performing this type of inquiry into the nature of homeopathically prepared medicines.

From the studies presented, two conclusions can be drawn, the first dealing with the evolution of the thinking processes associated with the studies that needed to be conducted. The initial studies, conducted by Ross (153) and Power (154), investigated the nature of Q potencies. These researchers acknowledged that the theories as to the molecular organization in solutions existed, but they refrained from conclusively interpreting the results in terms of those theories. Their research led to Cason (155) investigating the influence of the frequency of the NMR spectrometer on results obtained. Davies (156) and Malan (157) investigated the role of dilution on the physico-chemical structure of the homeopathic solutions, showing that information storage does take place in the solution, but that different dilution methods result in different solutions, even when the theoretical dilution level is equal. Malan's (157) mention of dilution level and succussion opened the door for investigation of the effect of various potentization methods. Hofmeyr (158), Lyell (159)

and Botha (160) each investigated different variables that may be introduced during the manufacturing process, particularly looking at the number of succussions and the effect of trituration. Erasmus (161) took this one step further by investigating the mechanics of the succussion process. These researchers interpreted their results based on the theories of Resch and Gutmann (162) and Anagnostatos (163).

This body of knowledge has inspired Allsopp (164) to look into the effect of energy transfer into the solution – whether it is imperative that the energy is imprinted mechanically by hand production of the remedies, or if it can equally be achieved through electromagnetic means. In comparing the studies, it is evident that both trituration and serial dilution change the physico-chemical properties of the solvent to produce distinct medicines.

Conclusions: The meta-analysis supports the conclusion that different potentization methods result in medicines with different physico-chemical properties. One can also conclude that NMR Spectroscopy is a valuable tool in assessing the physico-chemical effect that potentization methods have on the lactose and water/ethanol bases utilized in the manufacture of homeopathic medicines. It works well to study a single compound and it is not adapted to the investigation of a complex mix of different substances. NMR may be used for low potencies and only with the best available instrument. Other references, Weingärtner (165), Williams (166), Barnard (167), Young (168), Sach (169), Bol (170), Aabel (171), Milgrom (172), Anagnostatos (173), Bellavite (174), Smith (175), Antonchenko (176), Shaw (177).

New publication in the same area:

Demangeat JL. NMR water proton relaxation in unheated and heated ultrahigh aqueous dilutions of histamine: Evidence for an air-dependent supramolecular organization of water. *Journal of Molecular Liquids* 2009;144:32-39.

B/ A new Magnetic Resonance method by K. Lenger

The “homeopathic information” in high homeopathic potencies on sugar globule could be considered as photons with frequencies in the MHz-region by scientific evidence. These photons in high homeopathic potencies were detected by two magnetic resonance-methods (178, 179): firstly by the modified photomultiplier-method and secondly by the Tesla-coil method. Both methods allowed determination of physical properties of these photons: holistic, coherent quantum behavior, damping of the

magnetic field by resonance effect, at least two resonance frequencies in the MHz-region, frequency spectra after being excited by one of their characteristic resonance frequencies, measurability of the degree of potencies by separation of the photons from their carrier substances alcohol or sucrose by increasing the electromagnetic fields of their resonance frequencies. A device for measuring the degree of the potencies and their resonance frequencies must be developed for quality control of them in future. Further investigations about the stability of the remedies in different media: water, alcohol, sugar, are still necessary. A physical model must be developed in which way matter substance could be converted into energy, into photons by succussion in alcoholic dilutions and in triturations.

For a patient, the pathological pathways (180, 181) can be regulated by this treatment.

C/UV – Visible spectrometry

A promising approach was reached when the dilutions were studied near the upper limit of their ultra-violet absorption spectrum (200 to 400 nm). Rao, Roy, Bell and Hoover (182) obtained some interesting recordings for ultra-molecular solutions of 3 different products selected in totally different kingdom (*Natrium muriaticum*, *Pulsatilla*, *Lachesis*) and were able to discriminate them at the 30C level. Similar results were equally obtained by Pollack and Wexler working on Havit, *Apis mellifica* and *Histaminum*. This method, however, proved to be highly sensitive to rather unforeseen parameters, like the time of the day. Reproducibility has not yet been possible.

In the same area Wolf U, Wolf M, Heusser P, Thyrneysen A, Baumgartner S, presented at the 65th LMHI Congress the following study: Homeopathic Preparations of Quartz, Sulfur and Copper Sulfate assessed by U.V. Spectroscopy.

These findings were confirmed by the same team and compared with results from visible light or red/near infrared range. They concluded that UV spectroscopy can be confirmed to be more suitable for investigating homeopathic preparations than visible or near infrared spectroscopy, since differences in transmission were more pronounced in the UV range. Int J of High Dil Res, (2012);Vol 11, N°40.

D/Raman spectroscopy

Different attempts have been done to see whether a close investigation of the Raman shift could help in discriminating the dilutions among themselves. Once more the operating conditions proved to be determinant: the

position of the tube, recording done in a dark room and the same instrument. Under those conditions Rao (182) could demonstrate that the spectral peaks corresponding to different potencies of the same strain or dilutions of the same potency from different sources are different. Even if those differences are small, they look reproducible.

E/Dynamic Electrophotonic Capture: Gaz Discharge Visualization – EPC/GDV

The introduction of the so-called EPC/GDV technique in the research on high dilutions is a somewhat accidental and unforeseen event. It results from the pioneering work of Konstantin Korotkov who developed a completely new process to analyze “the energy fields” on multiple targets thanks to the analysis of the electrophotonic glow stimulated by a train of controlled pulses of a high-tension electromagnetic field, a technique based upon the Kirlian effect. Applied to ultra-molecular dilutions by Iris Bell (183), very small drops of liquid (0,02cc) gave successive glow images under electric discharge, which could be further processed thanks to the elaborative software of K. Korotkov. The triple analysis of their fractality (shape), size and brightness did show different patterns which, under well-selected conditions, could be species-specific, and Iris Bell discovered that a high dilution of *Natrium muriaticum* had definitely a different overall finger-print than its original solvent (ethanol in that particular case). It is most likely that this innovative technique might open perspectives in dilution research.

F/Calorimetric and Electric Measurements

In a completely different field, Elia, *et al.*, (184) were able to show that when a high dilution was mixed with an acid or a base, the heat release was much more important than it should be for a standard reference. He claimed that this was due to the fact that, in the case of high dilutions, an excess of energy was basically needed to “rupture” intrinsic structures (so-called dissipative structures) resulting to their preparation.

Similar discrepancies were also observed by Elia (185) when he measured the electric conductivity of high dilutions, an observation which was shared by Zacharias (186) and his group in Brazil when they compared succused high dilutions of Vincristine sulfate in an inert solvent.

Another interesting approach in the field of electric measurements is provided by the use of Impedance spectroscopy. In that particular technique the behavior of a dilution is assessed as a dielectric medium in low frequencies and some preliminary research (Monod – Cemagref) did show that the loss angle (Tg delta) and the dielectric constant are substantially different from one dilution to its original solvent.

Another team (187) published a paper on the "Effect of dielectric dispersion on potentised homeopathic medicines" and concluded that using this method it is possible to identify each homeopathic remedy in a solution even above Avogadro's number. The same observation was confirmed by another team in India (188).

G/Thermoluminescence

(abstract Prof. Louis Rey) (189, 190)

Low-temperature thermoluminescence is a very sensitive investigation tool and, for instance, could discriminate very easily different highly diluted alumina colloids that could not be distinguished by classical chemical analysis. On that base this method was used to study inter alia, potassium dichromate, sodium chloride and lithium chloride preparations made in D₂O. For potassium dichromate, the experiments carried out with Ilse Muchitsch and Michael Frass showed very clearly that their "finger prints" were totally different from the one of the heavy water alone even in dilutions above Avogadro's number.

H/Homeopathy emerging as nanomedicine

Last but not least, due to the dynamisation process during the manufacturing process of homeopathic medicines the final product contains nanoparticles and conglomerates of them. After a first phase of homeopathic stock dilution they are simply transferred from one dilution to the other without further dilution. These nanoparticles are stabilized by silicon and other elements. A first paper was published in 2010 by Chikrimane et al.: Extreme homeopathic dilutions retain starting materials: A nanoparticulate perspective. *Homeopathy* 2010;99:231-42. This hypothesis has been confirmed in 2011 by Chirumbolo S. Molecules and nanoparticles in extreme homeopathic dilutions: is Avogadro's Constant a dogma? *Homeopathy* 2011;100:107-8 but also by Chikrimane et al.: Why extreme dilutions reach non-zero asymptotes: A nanoparticles hypothesis based on froth flotation. *Langmuir* 2012;28:15864-75 and Rajendra Prakash Upadhyay, Chaturbhuja Nayak Homeopathy emerging as nanomedicine. *Indian Journal of Research in Homeopathy* Vol 6, n°6, July-September 2012:31-38.

Conclusions:

This rapid survey of investigations performed on ultra-molecular dilutions by different physical methods confirms that it is possible to prove that, even beyond Avogadro's number, they are different from their pure solvent and also specific to the precise chemicals dissolved at the initial state of their preparation. Each dilution has its own personality and can be identified by its own "finger-print." Complex fluids carry much more information than could be expected and this provides a strong, positive background for homeopathy.

To explain the clinical facts even in very high dilutions and potentizations (remember that only 25% of the daily delivery of homeopathic medicines in a pharmacy – 75% being at molecular level), another scientific paradigm is needed. For many years another scientific paradigm has existed, the paradigm of *body signifiers* (191). With the existence of such a scientific framework, the nature of the homeopathic medicine begins to be understood and even identified.

MECHANISM OF ACTION OF HOMEOPATHIC MEDICINES – SUMMARY OF SOME ACTUAL KNOWLEDGE

There are first the well-documented paradoxical **low-dilution effects**. The basic idea of homeopathy is the exploitation of the paradoxical secondary effects of low doses of drugs. Secondly, reverse or paradoxical effects of drugs and toxins in living organisms as a function of dose or time are very widely observed in pharmacology and toxicology. They are variously termed hormesis (the stimulatory or beneficial effects of small doses of toxins), hormlignosis, Arndt-Schulz effects, rebound effects, dose-dependent reverse effects and paradoxical pharmacology (Calabrese and Blain, 2005 (196); 2006 (195); Bond, 2001 (194); Teixeira, 2007 (203); 2011 (204)). This, of course, does not address the question of ultra-molecular dilutions, but the majority of dispensed homeopathic medicines are not in the ultra-molecular range (De Gendt et al., 2011) (198).

Of course the most controversial aspect of homeopathy is its use of **ultra-molecular dilutions**. But again this is not a scientific black hole.

The HomBRex Database on Fundamental Research in Homeopathy (www.carstensstiftung.de/hombrex) includes details of about 1500 basic research experiments in homeopathy. Of these, 830 experiments employed ultra-molecular dilutions; in 745 of these at least one positive result was reported. A more recent meta-analysis evaluated 67 in-vitro biological experiments in 75 research publications and found high-potency effects were reported in nearly 75 % of all replicated studies; however, no positive result was stable enough to be reproduced by all investigators (Witt et al., 2007) (141).

The most reproduced series of in-vitro experiments in homeopathy are those using the model of the allergic response to antibody using the human basophil degranulation test. There are now 17 publications on inhibition of basophil activation by high dilutions of histamine, spanning over 25 years and including multi-centre and independent replications. There has been steady refinement of the method, including improved markers and the introduction of flow cytometry (Sainte Laudy and Belon, 2009 (202); Endler et al., 2010 (200)). There is a consistent peak at 16c (10^{-32}), well into the ultra-molecular range. These experiments have also yielded insights into possible mechanisms of action, for instance the response is highly specific to histamine; it is not induced by the structural analogue histidine, it appears to be mediated by H2 receptor-mediated inhibition of basophil activation and it is partly blocked by the H2 receptor antagonists ranitidine and cimetidine. (Belon et al 2004 (193); Chirumbolo S et al 2009 (197)).

Another cellular system that has been the subject of repeated experiments over a long period is the effect of ultra-molecular dilutions of aspirin on blood clotting (Eizyaga, 2007) (199). Recent work with 'knock-out' mice suggests that the effect is due to inhibition of COX-2 mediated PGI2 production in vascular endothelium (Aguiejouf, 2008) (192).

The most robust whole animal model is the effect of thyroxine on the rate of metamorphosis of frogs. This effect has been reproduced in multi-center experiments (Welles et al, 2007) (205) and by independent workers with different species of frog and with different outcome measures (Guedes et al, 2004) (201).

CHAPTER VIII

HOMEOPATHY IN VETERINARY PRACTICE

The advantages of the analysis of results in veterinary practice are various. The environment in which animals are living can be considered as stable and very similar for all of the animals considered. Studies on large animal cohorts are easier to realize than for human. A double-blind design is easier to obtain. Placebo effects are minimal. Of course the number of surveys is still few, but for two diagnoses, sufficient studies are published and reproduced; a "level of evidence I" could be obtained very soon.

These two considered diagnoses are infertility in cows (208, 209, 210) and mastitis in cows (211, 212, 220). These two problems have important consequences for public health; antibiotics (normally prescribed for mastitis) can be found, as residues, in the food chain. Therefore, the milk produced must be destroyed; the economic consequences for the sector are very important. Moreover, homeopathic treatment is the only one authorized by the European authorities in the framework of biological breeding. About efficacy, homeopathy and antibiotic treatment of mastitis do not differ that much.

Other results are coming from another farming activity: chickens are very sensitive to stress; when stressed, they are pecking each other resulting in important losses in production (213). The same happens for turkeys; they are very sensitive to haematomas caused by shocks during transportation. This problem can be reduced by 30 % with homeopathic treatment. The problem of regulation of sexual hormones of sows in farms (214) is important for the farmer and for the cost in pig production; homeopathy can offer a solution without "ethical" problems or risks for consumers.

European regulation of organic farming implies an extension of this type of research in the coming years.

http://ec.europa.eu/agriculture/organic/animal-welfare/health_en

http://ec.europa.eu/agriculture/organic/eu-policy/legislation_en

Council regulation (EC) N°834/2007 is binding and directly applicable in all EU Member States (applied from 1 January 2009).

European Parliament – Budget 2012 "AGRI/5227". Pilot project – Coordinate research on the use of homeopathy and phytotherapy in livestock farming. Justification: antibiotic resistance is a growing worldwide problem. One

reason is the use of antibiotics in livestock farming. This is why research on alternative methods has to be moved forward.

www.europarl.europa.eu/meetdocs/2009_2014/documents/agri/dv/2012_agri_budg_amends_txt_/2012_agri_budg_amends_txt_sl.pdf

Other examples of veterinary research see references (215-225).

2008 – 63rd LMHI Congress' Proceedings:

Magnani P, Conforti A, Bellavite P. Effects of homeopathic drugs on the anxiety-like behaviour in mice. Blind design, Diazepam and placebo controlled./

Boujedaini N. Action de Gelsemium sempervirens sur la synthèse d'allopregnanolone. Blind design versus placebo./

Castilhos. Effect of the Arnica Montana 200CH followed by Medicago Sativa 6CH and Calcarea Phosphorica 6CH usage in the feed consumption and weight gains of goat weaned kids. Double-blind placebo controlled trial./

Weber S, Endler PC, Welles SV, Suanjak-Traidl E, Scherer-Pongratz W, Frass M, Spranger H, Peithner G, Lothaller H. Thyroxine 30X, Electromagnetic field influence (microwave, mobile phone, x-ray) and highland frogs. Multi-centric, blinded controlled study on 2980 animals./

Payen L. The effect of the homeopathic drug PVB® Phytolac in mastitis of cows. Preventive double-blind design on 187 cows./

Issautier. Prevention of cold-intolerance in Guinea Fowl by homeopathic treatment and analysis of its effects. Single-blind study on 10.640 animals, homeopathy versus allopathy./

Peychev L. Changes in rat's learning and memory after a long treatment with four homeopathic medicines. Placebo-controlled study on 130 animals./

Sommer MA, Blaha T. Epidemiological investigations on the use of homeopathic remedies in swine under special consideration of the comparison of homeopathic and antimicrobial therapies. Open study including 36 sows./

Zalla Neto R, Bonamin LV. Lymphoid response and granuloma development in mice inoculated with BCG and treated with Thymulin in homeopathic preparations.

2011 – 66th LMHI Congress' Proceedings :

Kumar S. comparative treatment of clinical mastitis in bovines with homeopathy and antibiotics.

2012 – Publication in International Journal:

Mathie T.T. retrieved 150 published papers, only 38 were of sufficient quality to allow a systematic review including 7 different animal species and 27 different species-specific medical conditions. A systematic review will be organized in the following time. Homeopathy (2012);101:196-203.

de Souza MFA et al. studied the effect of individualized homeopathic treatment on the semen quality of bulls with reproductive disorders (a case series). Homeopathy (2012);101:243-245.

Coelho et al. did an evaluation of homeopathic and biotherapeutic treatments in a swine farm to control *Escherichia coli* infection at long term. The homeopathic treated group passed from 75 % of diarrhea incidence to 8,3 %; weight gain in homeopathic group was 15 % higher than in the control group. Int J of High Dil Res (2012); Vol 11 n°40:136-137.

2012 – 67th LMHI Congress' Proceedings:

Shelley R. Epstein presented an overview of case reports, case series and clinical trials in Veterinary Homeopathy around the world including five species including mastitis, enteric pathogens, reproduction and parasitism.

Peter Gregory presented a talk about the cancer miasm and Carcinosis in Animals, there is always an element of excessive control in the history and behaviour of such animal.

2013 – Publication in International Journal.

Ferreira de Lima L & all. A treatment with FSH (6CH) during 24h maintained the viability and promoted the activation and in vitro growth of ovine FPs. Dynamized follicle-stimulating hormone affects the development of ovine preantral follicles cultured in vitro. Homeopathy (2013) 102:41-48.

CONCLUSION

Today an overview of all veterinary clinical research in homeopathy has been facilitated by the creation of an International DATABASE located at the Karl and Veronica Carstens Stiftung in Essen Germany. www.carstens-stiftung.de/clinresvet/index.php

In the publication of this database in a journal (*Homeopathy* (2010);99:189-191) this database is presented as a tool enabling researchers and veterinarians, skeptics and supporters to get a quick overview of the status of veterinary clinical research in homeopathy and alleviates the preparation of systematical reviews or may stimulate replication or even new studies.

The VetCR database contains about 300 entries of randomized clinical trials, non-randomized clinical trials, observational studies, drug provings, case reports and case series. Twenty-four clinical fields are covered and eleven different groups of species are included.

This databank will be updated regularly and consultation is free of charge. Do not hesitate to consider the value of homeopathy through veterinary clinical research by consulting this database.

CHAPTER IX

QUESTIONING HOMEOPATHIC MEDICINES

Considering homeopathy's individualize patient approach, the scientific framework is much broader than could be expected. Homeopathic physicians are mostly focused on research about individualization, similarity and globality. That does not exclude research on some diagnoses and a lot of indications are reaching a **IIIb level of evidence** and would be further considered for more research.

Examples without reference are from the **63rd LMHI Congress on Evidence Based Homeopathy (2008)**; later publications are referenced:

Agro-Homeopathy :

Tichavsky R. Perspectives of Agro-homeopathy and overview of results. Proceedings 64th LMHI Congress.

Allergology:

Flitchev S, Nestorov I, Groudev D, Ivanov M. Les possibilités de l'homéopathie dans la prévention et dans le traitement de l'**asthme** chez des enfants atopiques. Etude prospective incluant 64 enfants.

Jurj G. Homeopathic treatment of **atopic dermatitis** in children. Prospective study on 35 patients.

Kekata M, Villano G, Ben Salah-Mezghanni S, Pellegrini A, Hayouni A, Mtraoui A. **Asthme allergique** et thérapeutique homéopathique. Prospective study on 6 patients.

Macri F. Medical audit of paediatric patients with **allergic disorders**. Comparison study of two groups, 52 patients treated with allopathy, 50 patients treated with homeopathy.

Marijnen P, Fayard AL. *Hypericum perforatum* et **Lucite estivale** bénigne: de l'observation vétérinaire à l'indication thérapeutique. Preventive, prospective, multi-centric study on 105 patients.

Popowski P. **Dermatite atopique** et recherche clinique en médecine ambulatoire. Retrospective study on 27 patients.

Vander Brempt X, Cumps J, Capieaux E. Efficacité clinique de 2LALERG dans le **rhume des foins**. Double-blind placebo controlled study on 41 patients.

Gründling C, Schimetta W, Frass M. Real-life effect of classical homeopathy in the treatment of **allergies**: A multicenter prospective observational study. All clinical symptoms were shown to improve substantially, in most cases quite markedly ($p < 0.001$). 62 % of patients undergoing conventional medication therapy at baseline were able to discontinue at least one medication, while the remaining patients (38 %) reported a dose reduction in at

least one medication. No side effects were reported during treatment. Wien Klin Wochenschr. 2012 Jan; 124(1-2):11-7. Epub 2011 Dec 8.

Bellavite P et al. published a systematic review of clinical research including a special section on **respiratory allergies**, in general the observed results are reaching a clear evidence level. Advances in homeopathy and immunology: a review of clinical research. Frontiers in Biosciences S3, 1363-1389, June 1, 2011.

Van Wassenhoven M. published a paper about Allergic conditions and especially the use of *Arsenicum album* evaluated using the LR approach retrospectively. The effects are mathematically confirmed. Clinical verification in homeopathy and **allergic conditions**. Homeopathy (2013) 102,54-58.

H.F. Shafei et al. published a paper about individualized homeopathy in a group of Egyptian asthmatic children and it improved the severity of **asthma in children**. Homeopathy (2012); 101:224-230.

Koji Hozama presented a randomized, double blinded, placebo control trial about Japanese Cedar **pollinosis** using Cedar pollen 30C in 125 patients followed during 3 years. The results suggest that this remedy has an advantage over placebo in reducing anti-allergic medicine consumption of these patients. Proceedings of 67 LMHI Congress.

Ullman Dana and Frass Michael published a review of Homeopathic Research in the Treatment of **Respiratory Allergies** and concluded from the publications on homeopathic treatment in allergic patients describe significant effects. Altern Med Rev 2010;15(1):48-58 or www.thorne.com/altmedrev/.fulltext/15/1/48.pdf

Dentistry:

Camacho C, Lozano S, Melo M, Pedraza C, Vanegas S, Benitez G, Palencia R, Revelo I. Effectiveness of homeopathic medicine *Arnica 7CH* versus *Naproxen®* on **post operative extraction** of third molar including pain relief (15 patients).

Clercq JM, Capieaux E, Jenaer M. Micro-immunotherapy applied to *paradontal diseases*. Follow-up of 20 patients.

Jussara Diffini SM. **Oral health** of 6 to 14 year-old children treated with allopathy and homeopathy. Comparison study on 599 children.

Jussara Diffini S.M. Evaluation and comparison of **salivary conditions** of children with respiratory problems treated with allopathic and homeopathic medications. Comparison study on 90 patients.

Tiba H, Contin I, Itagaki C, Wierzchon LM, Fachada AP, Feigelstein GM. Application of the homeopathy in patients of TMD (**Temporo Mandibular Disorders**) and Orofacial Pain. Follow-up of 50 patients.

Fayard AL. Etude observationnelle sur la prise en charge de la **poussée dentaire** en France. *Entretiens Internationaux de Monaco* 24/25 April 2010-Assessment of Knowledge and Research in Homeopathy.

C. Raak et al. published a systematic review and meta-analysis on the use of *Hypericum perforatum* for **pain conditions in dental practice**. From this review of 21 relevant published papers. All studies included used *Arnica Montana* above *Hypericum*, the results are more influenced by *Arnica* than *Hypericum*. Further RCTs using *Hypericum* alone should be performed. *Homeopathy* (2012);101:201-210.

A. Mazzocchi and F. Montanaro published an observational study of the use of *Symphytum 5CH* in the management of **pain and swelling after dental implant surgery**. *Homeopathy* (2012);101:211-216.

Dermatology:

Chakraborty D, Chakraborty T, Das S, Sengupta J. A Randomized Double Blind Clinical Trial of A Homeopathic Medicine In The Treatment of **Trophic Ulcer** and Neuropathy in Leprosy. *Indian Journal of Research in Homeopathy*. Vol 3, N°4, October-December 2009;54-65. Follow-up of 160 patients.

Chandrasekhar Goda & all. Role of homeopathic treatment in **scabies infection** in advasi children attending resident schools. Prospective, randomized, placebo controlled study on 300 children. *Indian Journal of Research in Homeopathy*. Vol 4 N°2 April-June 2010 p 33-40.

Jitesh T.K. Knowledge, attitude and practices of homoeopathic doctors in the treatment of **psoriasis**. Prospective observational survey of 1995 cases. Proceedings 66th LMHI Congress 2011.

Gerontology:

Teut M, Lüdtke R, Willich SN, Witt CM. Homeopathic treatment of elderly patients – A prospective observational study with 2 years follow-up of 83 patients. Proceedings 64th LMHI Congress.

Gynecology:

Berrebi A, Parant O, Ferval F, Thene M, Ayoubi JM, Connan L, Belon P. Traitement de la douleur de la **montée laiteuse**, non-souhaitée, par homéopathie dans le post-partum immédiat. *J. Gynecol Obstet Biol Reprod* 2001 ;30 :353-557.

Chiche JL. *Actea Racemosa* 30CH dans la **dystocie cervicale** pendant l'accouchement. Etude sur 24 parturiantes.

Dungler T, Colas A. *Sanguinaria Canadensis* 7CH in the treatment of **flushes**. Study including 87 patients.

Honneger F, Lavalley V, Aguerre C, Cresp C, Desmonty-Minjon ML, Doussin-Dirks A, Ducos-Klingebiel S, Leblanc-Lebarazer A. **Mycoses vaginales récidivantes** et traitement homéopathique: un travail prospectif sur 13 patients.

Masson JL, Colas A. Prise en charge homéopathique des **bouffées de chaleur chez la femme ménopausée**. Prospective, multi-centric study on 438 patients. *Homeopathy* 2008 ;97(1) :10-15.

Roca M. Treatment of **Prolactinoma** with homeopathy. Follow-up of 16 patients.

Shangloo GK. Evidence Based Medicine – Homeopathic cure to **uterine fibroid and ovarian cyst**. Follow-up of 123 patients.

Shukla P. Evidence Based Study on **breast lumps** and homeopathic management. Follow-up of 480 patients.

Cardigno P. Homeopathy for the treatment of **menstrual irregularities**: a case series. *Homeopathy*. 2009;98:97-106.

Colau JC et al. Efficacy of a non-hormonal treatment, BRN-01, on menopausal hot flashes: a multicenter, randomized, double-blind, placebo-controlled trial including 108 women and showing a significant effect on Hot Flash Related Daily Interference Scale (HFRDIS) compared with placebo. *Drugs R.D.* 2012 Sept 1;12(3):107-19.

Endocrinology :

Grelle L.C.E. Homeopathic treatment of subclinical **hypothyroidism**. Prospective follow-up of 5 patients.

Baroli A. Micro-immunotherapy applied to auto immune thyroid pathologies: clinical cases of **chronic thyroiditis**. Follow-up of two patients.

Relton C. A 'cohort multiple' pragmatic randomised controlled trial of treatment by a homeopath for women with menopausal **hot flushes** who cannot take hormone replacement therapy. Observational cohort of 856 women. Proceedings of 66th LMHI Congress. 2011.

Rajkumar Marchanda presented a randomized survey of autoimmune **thyroiditis** in 194 children followed during 18 months showing statistically significant decrease of TSH levels and antibodies titres for the homeopathic treated group. Proceedings of 67th LMHI Congress.

Infectiology:

Arjoun H, Demonceaux A, Monastiri K. Les **bronchiolites du nourrisson** et l'homéopathie. Etude comparative allopathie-homéopathie sur 40 cas.

Bahloul H, Musial E, Mahfoudh A. Traitement homéopathique de la **varicelle** de l'enfant. Etude comparative de l'évolution de 16 enfants et la littérature.

Derbel, Belkadhi M, Villamo G, Mtiraoui A. **Rhinopharyngites** à répétition chez l'enfant, prise en charge en homéopathie. Etude prospective de 25 cas.

Fayard AL. Traitement de **l'irritation oculaire** par un collyre homéopathique associant *Euphrasia*, *Calendula* et

Magnesia Carbonica (Homeoptic®). Placebo controlled study on 31 patients.

Rusev DS, Petrova G. Sulfur iodatum – Subsidiary homeopathic medicine on **infectious diseases** of children. Follow-up of 24 children with long lasting fever of unknown origine.

Nyapati SR, Punyamurty HM, Jani D. Non-surgical intervention in **nasal sinus polyp** and treatment by homeopathy. A retrospective and comparative study. Proceeding 65th LMHI Congress.

Witt CM, Lüdtke R, Willich SN. Homeopathic treatment of patients with **chronic sinusitis**: A prospective observational study with 8 years follow-up. *BMC Ear Nose Throat Disorder*. 2009;9(1):7.

Chaturbhujaya Nayak & all. A multicentric open clinical trial to evaluate the usefulness of 13 predefined homeopathic medicines in the management of **acute rhinitis** in children. (638 children) *Indian Journal of Research in Homeopathy* Vol 4, N°2, April-June 2010 p 23-32.

Bordet MF. Intérêt de la thérapeutique homéopathique chez les patients traités par interferon Ribavirine pour une **hépatite C**. *Entretiens Internationaux de Monaco* 24/25 April 2010-Assessment of Knowledge and Research in Homeopathy.

Rérole F., Vincent S. Study of the limitation of the adverse effects of quinine by the concomitant administration of China rubra 7C when treating **malaria** in pregnant women in Cotonou (Benin). *Entretiens Internationaux de Monaco* 24/25 April 2010-Assessment of Knowledge and Research in Homeopathy.

Taylor JA, Jacobs J. Homeopathic ear drops as an adjunct to standard therapy in children with **acute otitis media**. *Homeopathy* (2011) 100, 109-115.

Bellavite P et al. published a systematic review of clinical research including a special section on **infections of upper airways and ear-nose-throat ailments**, in general the observed results are reaching a clear evidence level. *Advances in homeopathy and immunology: a review of clinical research*. *Frontiers in Biosciences* S3, 1363-1389, June 1, 2011.

Mazzoli S et al. Published a prospective comparative survey with a follow-up of 4 months on high risk **Human Papillomavirus in genital infections** of both male and woman. In the treated group 50 % negative testing was obtained at the end of the survey for only 7 % in the untreated group. *Int J of High Dil Res* (2012); Vol 11 n°40:134-135.

Nephrology:

Singh A. **Renal failure**: can dialysis be stopped? Proceeding 65th LMHI Congress.

Siddiqui VA & all. To explore the utility of Lycopodium clavatum in **Urinary calculi**. *Indian Journal of Research in Homeopathy*. July-September 2010;Vol 4 n°3:34-43.

Kamal L, Singh M, Singh V, Kumar R. Chronic kidney

disease: an evidence based clinical study to assess the efficacy of homeopathic drugs in its management. Follow-up of 301 patients. Proceedings 66th LMHI Congress 2011.

Neurology:

Adler UC, Paiva NMP, Cesar AT, Adler MS, Molina A, Padula AE, Calil HM. Individualized homeopathic medicines versus fluoxetine for the acute treatment of adults with **depression**: double-blind randomized non inferiority trial on 59 patients.

Bolognani F, Mendes F, Kede J, Mendes P. Homeopathy and **muscular dystrophy** (Duchene, Becker, Limb Girdle, Steiner). Study on 242 patients.

Bolognani F, Mendes M, Mendes A, Kede J, Maia A. Relation between plumbum metallicum and **Progressive Spinal Amiotrophy** in Brasil. Study on 44 patients.

Bolognani F, Mendes D, Martins S, Maia A, Serpa C, Damasceno A, Fonseca G, Teixeira M, Durao F. **Attention Deficit Hyperactivity Disorder** in relation with Zincum metallicum. Study on 33 patients.

Damaceno AMG, Bolognani F, Xavier MF, Mendes AP, Serpa C. Homeopathic therapy on a study of **Infantile Cerebral Palsy**. 9 years follow-up of 275 patients.

Fonseca GR, Bolognani F, Durao F, Souza K, Acioly M, Bagarollo M. Study of homeopathic medication effects on cognitive and motor performance in **autistic children**. Follow-up of 7 children with a comparison group of 23 children.

Kivellos S, Papatriantafyllou J, Papilas K, Karagerogiou K, Vithoukas G. Practicing classical homeopathy in a headache clinic of a major public hospital in Athens, Greece. Four years experience treating **migraine** patients. Follow-up of 36 patients.

Maia AP, Bolognani F, Mendes F, Fonseca G. The effect of homeopathic treatment in controlling **aggressiveness** in patients with cerebral palsy. 9 years follow-up in 57 patients. Martins S, Bolognani F, Maia AP, Fraga CS, Mendes M. **Choreo Athetosis** condition and homeopathy. Follow-up of 75 patients.

Mateescu RA. **Attention Deficit Hyperactivity Disorder** in children and homeopathic treatment. Follow-up of 15 children.

Mendes MFX, Carillo Jr R, Gosik MS, Bolognani FA. **Parkinson's disease** and homeopathic therapy (serotoninum). Follow-up of 4 patients.

Naghiu NR. Homeopathic treatment and family input in treatment of **autism**. Prospective study on 118 patients.

Serpa C, Bolognani F, Martins S, Mendes F, Maia AP, Fonseca G. Influence of homeopathic drug on **cognition** of patients with cerebral palsy. Follow-up of 275 patients.

Teixeira MIM, Bolognani F. **Spastic condition** and Homeopathy. Retrospective study on 54 patients.

Roberfroid M, Cumps J, Henry MF, Jenaer M. Micro-immunothérapie et traitement de la **sclérose en plaque**: résultats d'une évaluation clinique de 59 patients.

Naudé DF, Couchman IMS, Maharaj A. Chronic primary **insomnia**: Efficacy of homeopathic simillimum. Randomized, double-blind, placebo-controlled study on 30 patients. *Homeopathy*. 2010 ;99 :63-68.

Bell IR and al. Measurable effects of homeopathic medicines in **Insomnia**. Double-blind, placebo-controlled study on 54 patients. *Sleep Medicine* doi. 10.1016/j.sleep.2010.03.013

Gupta N and all. Homoeopathic medicinal treatment of **autism**. Prospective open survey. *Indian Journal of Research in Homeopathy*. October-December 2010;Vol 4 n°4:19-28.

Balan S. **Migraine** – An Experience Survey. Retrospective survey of 3245 patients. Proceedings 66th LMHI Congress 2011.

Helène Renoux presented 2 pediatric clinical cases; one of **autism** and the other on the contrary pathological psychical fusion using a same indicated remedy *Olibanum sacrum*. Proceedings of 67th LMHI Congress.

Ronko Itamura presented a serie of 31 depression cases using a three-step indication of recovery and concluded that the homeopathic treatment is a very useful strategy in addition to/or instead of conventional treatment for **depression**. Proceedings of 67th LMHI Congress.

Oncology:

Pevenage S. Expériences pratiques vétérinaires en oncologie en utilisant 2LC1 en association avec les traitements conventionnels. Follow-up de 15 cas.

Schlappack O. Homeopathic treatment of **radiation-induced itching** in breast cancer patients. A prospective observational study. *Homeopathy*. 2004; 93:210-215.

Bagot JL. L'homéopathie dans les soins de support en **cancérologie**. *Entretiens Internationaux de Monaco* 24/25 April 2010-Assessment of Knowledge and Research in Homeopathy.

Pediatrics:

Kruse S, Abendroth K, Schetzek S, Dorcsi-Ulrich M. Complementary homeopathic therapy in the neonatological intensive care unit as observed in 25 patients presenting **intracerebral hemorrhage** third degree. Proceedings 64th LMHI Congress.

Kruse S, Abendroth K, Schetzek S, Dorcsi-Ulrich M. Complementary homeopathy in **pediatric oncology**. Proceedings 64th LMHI Congress.

Patel M, Pawaskar N, Mundra P, Tamboli P, Kothare G. An approach to **acute diarrhoeal** disorders through sector and constitutional homoeopathic treatment in tribal children attending Balwadis. RCT. *Indian Journal of Research in Homeopathy*. Vol 4, n°4 October-December: 36-48.

Kusse FC, Sevat MHL. Kindergeneeskunde en homeopathie. Overview of publications. *Tijdschr. Kindergeneesk.* 2011;79(nr 6):168-173.

Pharmacology :

Goyens M. Rules of Good Practice in Pharmacy.

Hendrickx J. Internal Quality Standards and Methods for Homeopathic Medicinal Preparations in Pharmacies.

Mouyart MA. A list of first safe dilutions, a tool for all.

Sollie P. Availability and accessibility of raw materials and stocks. Problems in the daily pharmaceutical practice.

Prostate:

Gupta G, Singh JP, Tandon S, Singh S, Nayak C, Singh H, Raveendar Ch, Nair KRJ, Oberai P. Evidence based clinical study to assess the usefulness of homeopathic medicines in patients with **Benign Prostatic Hyperplasia**. *Indian Journal of Research in Homeopathy*. 2010. Vol 4, n°4 October-December: 49-56.

Confirmed by Praveen Oberai et al in a multicentric prospective observational study on 231 patients. *Indian Journal of Research in Homeopathy*. Vol 6, N°3; Jumy-Spetember 2012:16-25.

Rheumatology:

Relton C, Smith C, Raw J, Walters C, Adebajo AO, Thomas KJ, Young TA. Healthcare provided by a homeopath as an adjunct to usual care for **Fibromyalgia** (FMS): results of a pilot RCT. *Homeopathy*. 2009; 98:77-82.

Witt CM, Lüdtke R, Baur R, Willich SN. Homeopathic treatment of patients with **chronic low back pain**: A prospective observational study with 2 years' follow-up. *Clinical Journal of Pain*. 2009; 25:334-339.

Traumatology – Toxicology:

Khuda-Bukhsh A.R. Can homeopathy ameliorate sufferings of **arsenic victims**? A simplistic approach in management of a menacing rural health problem in India (contaminated ground water). Placebo-controlled double-blind study on 225 patients.

Dobrev K. La place de l'homéopathie dans la **préparation préanesthésique et dans la période postopératoire précoce** dans département d'anesthésiologie et de soins intensifs de l'Hôpital Universitaire de Stara Zagora en Bulgarie.

Jansen JP, Bol JGB, Andringa HH. Use of homeopathy in the treatment of **post-traumatic stress disorder**. Review of results in three homeopathic practices in Gröningen. Retrospective study of 23 patients.

This list is not exhaustive. A lot of cases series are regularly published in all areas of medicine. Topics are various and are linked to the main questions in medicine.

CHAPTER X

HOMEOPATHY AND EPIDEMIC DISEASES:

History

Although its efficacy has been demonstrated in the treatment of several individuals suffering from acute or chronic diseases, a historical review shows homeopathy's greatest asset appears to be in the treatment of epidemic diseases. There are impressive examples of such broader applications of homeopathy in the 19th and 20th centuries.

The founder of homeopathy, Dr. S. Hahnemann, initiated the methodology for the treatment epidemic diseases with homeopathy. This approach he called the *genus epidemicus*, meaning that a treatment protocol of an epidemic disease is designed based on the collected signs and symptoms of a large group of patients. This is opposed to the treatment of non-epidemic diseases in which for each different patient an individual remedy is selected based on the unique expression of the disease in the individual. In giving an historical overview on the use of homeopathy in epidemic diseases, Bedayn (226) writes:

"The curative results of the *genus epidemicus* were so positive during the epidemics in the ensuing decades that they not only cured the majority of those affected where nothing else had worked, but they also drew international acclaim towards homeopathy, the new, the rational, medicine. There is something intrinsically powerful about the success of homeopathy in curing large populations that is undeniably attractive to anyone gifted with the power of observation, and it was through these early cures with epidemics that Hahnemann was able to quickly and widely spread the word: Homeopathy."

Using the *genus epidemicus* principle, homeopaths impressed the medical establishment with their results. Here are a few quotes to illustrate this:

- *General*: "In epidemics the mortality per 100 patients is 1/2 to 1/8 in homeopathic hospitals (a century ago there were several homeopathic hospitals in the US) compared to allopathic hospitals." (Bradford, 1900) (227)
- *General*: "Homeopathy had become very popular in North America during its early years due to its amazing successes obtained by the 'old guard' during the

epidemics – epidemics of diphtheria, scarlet fever, cholera, malaria, yellow fever." (From its Roots Upwards, Interview with *André Saine*, N.D., D.H.A.N.P., Vienna January 1994) (228)

- *General*: "Ever since Samuel Hahnemann homeopathy has time and again been able to successfully treat epidemics/pandemics with a small number of remedies." (*Stahl, Hadulla, Richter*, 2006) (229)
- *Cholera*: "In Russia in the years 1830 and 1831 homeopathy was used to treat 1270 cholera patients in the provinces Saratoff, Tambtoff and Twer: 1162 of those were cured, 108 died... similar rates in the results of homeopathic treatment for cholera were observed in Hungary, Mähren and Vienna." (Gebhardt, 1929) (230)
- *Cholera*: "When in the year 1854 cholera came to Palermo 1513 soldiers fell ill ... Of these 902 were treated with allopathy of which 386 died, a bit more than 42 %; 611 were treated with homeopathy, of which only 25, so almost 4 %, died.
In the abovementioned years cholera also visited the Caribbean, and on the 'pearl' of these islands, Barbados, 2113 people fell ill. Of the 346 treated with allopathy 154 died, but of the 1767 treated with homeopathy only 370." (Gebhardt, 1929) (230)
- *Cholera*: "3 % of the cholera patients under homeopathic treatment died (Cincinnati USA 1849). Mortality rate of cholera patients under allopathic treatment was 40-70 %." (Humphreys 1849) (231)
- *Spanish influenza*: "Perhaps the most recent use of homeopathy in a major epidemic was during the Influenza Pandemic of 1918. The Journal of the American Institute for Homeopathy, May, 1921, had a long article about the use of homeopathy in the flu epidemic. Dr. T A McCann, from Dayton, Ohio reported that 24,000 cases of flu treated allopathically had a mortality rate of 28.2 % while 26,000 cases of flu treated homeopathically had a mortality rate of 1.05 %. This last figure was supported by Dean W.A. Pearson of Philadelphia (Hahnemann College) who collected 26,795 cases of flu treated with homeopathy with the above result." (Winston 2006) (232)
- *Spanish influenza*: "Homeopathy has been used with great degree of success in influenza and other epidemics for 200 years ... In 1918 flu pandemic homeopaths reported around 1 % mortality in their cases,

while conventional doctors were losing 30 % of their patients." [www.lifemedical.us/flu] NB: The Spanish influenza virus we know now was an avian virus. Approximately 40 million people died in just 18 months.

- *Spanish influenza*: "Dean W.A. Pearson of Philadelphia collected 26,795 cases of influenza treated by homeopathic physicians with a mortality of 1.05 %, while the average old school mortality was 30 %. Explanation: conventional treatment of folks with flu caused at least 8038 deaths while the homeopaths lost only 281 patients. That is a statistically significant difference." "Thirty physicians in Connecticut responded to my request for data. They reported 6,602 cases with 55 deaths, which is less than 1 %. In the transport service (during WWI) I had 81 cases on the way over. All recovered and were landed. Every man received homeopathic treatment. One ship (using conventional therapy) lost 31 on the way. H.A. Roberts, MD, Derby, Connecticut." [Explanation: a number of homeopathic physicians served in the Armed Forces during WW1 and made use of their homeopathic training. (Dearborn, 1923) (233) ; (Dewey, 1921) (234)]
- *Spanish influenza*: "The most severe epidemic of all time was the Great Influenza Pandemic of 1918. Twenty percent of the entire world population was infected and 20-40 million people died. The epidemic was so devastating that the average lifespan in the United States was decreased by ten years. During this epidemic homeopathic medicines were used widely both for treatment and as prophylaxis. The average mortality under standard treatment ran from 2.5-10 %, while 1 % or fewer patients died under homeopathic treatment." (Hoover, 2006) (235)
- *Yellow Fever in USA*: "Homeopathy had become very popular in North America during its early years due to its amazing successes obtained by the "old guard" during the epidemics – epidemics of diphtheria, scarlet fever, cholera, malaria, yellow fever – especially yellow fever; the death rate for that was 55 % when allopathic treatment was used, but less than 5 % in cases with homeopathic treatment; and it was the same for cholera. It is here with the 'old guard' that homeopathy obtained its golden letters." ('From its Roots Upwards', Interview with *André Saine*, ND, DHANP, Vienna, January 1994.) (228)

These are clearly impressive figures, certainly if we compare them with the results of contemporary regular treatment. Considering the advances made in conventional medicine in the past century the question arises though whether homeopathy should still play a role in treating epidemic diseases.

Homeopathy and Epidemic Diseases Today

Towards the end of the 1880's, Homeopathy and conventional medicine were equally well accepted by the public. Conventional medical doctors in the US lobbied the government in the early 1900s and legislation was passed giving them the exclusive right to diagnose and treat medical conditions. With the US taking the lead in the world, homeopathy went into a decline. Homeopathic hospitals were closed. The light of homeopathy was kept alive by smaller number of homeopaths, but many lost track of what is called Hahnemannian homeopathy and as a science little progress was made.

This changed in the last decades of the 20th century. Homeopathy flourished again and, especially in the treatment of chronic diseases, great advances were made.

If we look at homeopathy today, the use of the *genus epidemicus* approach for epidemic diseases is marginal. In part, this is because epidemic diseases like those mentioned above hardly play a role anymore in the West. Homeopaths that went to developing countries to help those for whom often no medical care is available at all were strongly confronted with epidemic diseases. They once again started to treat epidemic diseases and experienced how successful homeopathy still is for these conditions.

Why Homeopathy Should Play a Role in Treating Epidemics?

Homeopathy does not stand in the way of effective treatment for patients but rather complements available conventional treatment.

- It is not the policy of the major homeopathic organizations in the world to advise patients against the use of conventional medicine and this includes the treatment of epidemic diseases. Patients that are not on conventional therapy because their case has not reached a critical level yet are observed to get improved health and increased immunity, thus postponing the need for conventional therapy. Homeopathic treatment boosts the immune system and side effects from conventional treatments are reduced significantly if patients also take homeopathic treatment. This represents a clear win-win situation.
- Conventional medical care is non-existent or limitedly available in many areas or only available to the very rich. Homeopathy can at least help this situation. Also when conventional therapy does not work any more homeopaths have regularly observed that these patients do respond to homeopathic treatment.

- Therapy resistance is an increasing problem making conventional medicine inactive and alternative approaches dearly needed. For the major epidemics in Africa – malaria, TB and HIV – this is a serious problem. The problems surrounding resistance are finding increasing acknowledgment within the healthcare community. "The threat of large-scale drug resistance is 'real and scary.'" (Marani 2007) (236)
"Resistance develops naturally, in response to the selective pressure from drugs or from the body's own immune system." (World Bank 2003)(237)
- Vaccination programs are not available for many diseases that keep undermining the health and development of developing countries. Homeopathy can help these populations as seen before.

We suggest that homeopathy could play an important role in the treatment of these diseases and that funds would be available to study this further. The above data from history support this idea, and current observations confirm that also for the epidemics today homeopathy is still effective.

There are several reasons why the homeopathic option for epidemic diseases deserves serious consideration:

- Homeopathic remedies create no side-effects
- Homeopathy is safe for pregnant women, babies and elderly people
- Homeopathic remedies are inexpensive
- Production, storage and distribution of homeopathic remedies is simple
- Homeopathy does not induce therapy resistance
- Homeopathic treatment does not create more dangerous viruses and bacteria
- Homeopathy has been effective in many epidemics in the past and indications are very strong that it is effective in today's epidemics as well

To prepare future surveys Kirkby R and Herscu P published the paper "Homeopathic trial design in influenza treatment" in the journal *Homeopathy* 2010;99:69-75 reviewing the published studies on this topic.

Some examples of contemporary publications on homeopathy in epidemic diseases:

Cholera: A pilot study of homeopathic treatment of cholera during an epidemic in Peru appeared to show that it was effective. A subsequent double blind study showed no difference between active homeopathic treatment and placebo treatment. Various technical problems were encountered (238). Further research is certainly needed.

We would remember here that results of such research depend largely of the sample size. Looking at childhood diarrhea, Dr J. Jacob. demonstrated this very well and concluded: "Previous studies have shown a positive treatment effect of individualized homeopathic treatment for acute childhood diarrhoea, but sample sizes were small and results were just at or near the level of statistical significance. Because all three studies followed the same basic study design, the combined data from these three studies were analyzed to obtain greater statistical power. Methods: Three double blind clinical trials of diarrhoea in 242 children ages 6 months to 5 years were analyzed as 1 group. Children were randomized to receive either an individualized homeopathic medicine or placebo to be taken as a single dose after each unformed stool for 5 days. Parents recorded daily stools on diary cards, and health workers made home visits daily to monitor children. The duration of diarrhoea was defined as the time until there were less than 3 unformed stools per day for 2 consecutive days. A meta-analysis of the effect-size difference of the three studies was also conducted.

Results: Combined analysis shows a duration of diarrhoea of 3.3 days in the homeopathy group compared with 4.1 in the placebo group (P = 0.008). The meta-analysis shows a consistent effect-size difference of approximately 0.66 day (P = 0.008).

Conclusions: The results from these studies confirm that individualized homeopathic treatment decreases the duration of acute childhood diarrhoea and suggest that larger sample sizes be used in future homeopathic research to ensure adequate statistical power. Homeopathy should be considered for use as an adjunct to oral rehydration for this illness." (239)

Leptospirosis: Homeopathy is associated with dramatic reduction in Leptospirosis infection in the Cuban population. This publication (July 2010)(240) provides fascinating evidence that a highly dilute substance, prepared according to homeopathic principles, may contribute to the prevention of Leptospirosis, also known as Weil's Disease. In Cuba, Leptospirosis is recorded by an efficient national surveillance program. Its incidence correlates closely with heavy rainfall and subsequent flooding. In late 2007, in response to a developing epidemic, and with only enough vaccine to treat 15,000 high-risk people, the government decided to treat the entire population of the region, over one year of age, with a homeopathic medicine. This was prepared from the inactivated causative organism provided by the Cuban National Vaccine Institute.

The homeopathic medicine was given to the 2.3 million population of the provinces usually worst affected. Within a few weeks the number of cases had fallen from 38 to 4 cases per 100,000 per week, significantly fewer than the historically-based forecast for those weeks of the year. The 8.8 million population of the other provinces did not receive homeopathic treatment and the incidence was as forecast. The effect appeared to be sustained: there was an 84 % reduction in infection in the treated region in the following year (2008) when, for the first time, incidence did not correlate with rainfall. In the same period, incidence in the untreated region increased by 22 %.

“Infectious diseases are still the bane of humanity, particularly in the developing world”, states Dr Sara Eames, President of the Faculty of Homeopathy. “Anything which appears to reduce infection rates in a potentially fatal infection, particularly when it can be prepared and delivered quickly, safely and cost effectively, has to be taken seriously and studied further.”

Dr Peter Fisher, Editor of *Homeopathy*, notes “This is a very large study and its results, if confirmed, have huge potential impact. We need more research into the effectiveness of homeopathic preparations in preventing infectious diseases, complications, and the economic viability of a homeopathic approach.”

Influenza: Everybody is aware of the audit of the Cochrane organization about efficacy of a homeopathic medicine *Oscillocoquinum* in the treatment of influenza (241). They updated the electronic searches on the Cochrane Central Register of Controlled Trials CENTRAL (*The Cochrane Library* Issue 1, 2006); MEDLINE (January 1966 to February 2006) and EMBASE (1980 to February 2006). The manufacturers of *Oscillocoquinum* were contacted for information. Seven studies were included in the review, three prevention trials (number of participants (n) = 2265) and four treatment trials (n = 1194). Only two studies reported sufficient information to complete data extraction fully. There was no evidence that homeopathic treatment can prevent influenza-like syndrome (relative risk (RR) 0.64, 95 % confidence interval (CI) 0.28 to 1.43). *Oscillocoquinum* treatment reduced the length of influenza illness by 0.28 days (95 % CI 0.50 to 0.06). *Oscillocoquinum* also increased the chances that a patient considered treatment to be effective (RR 1.08; 95 % CI 1.17 to 1.00). Influenza (the flu) is a highly infectious respiratory disease caused by viruses. Other than treatments for complications (such as pneumonia) conventional medical treatment is bed rest. Homeopathy is a system based on 'curing like with like', often using highly diluted sub-

stances. *Oscillocoquinum* is a homeopathic preparation manufactured from wild duck heart and liver (common sources of influenza). It is claimed that *Oscillocoquinum* (or similar homeopathic medicines) can be taken either regularly over the winter months to prevent influenza or as a treatment. Trials do not show that homeopathic *Oscillocoquinum* can prevent influenza. However, taking homeopathic *Oscillocoquinum* once one has influenza might shorten the illness, but more research is needed.

During winter 2009/2010 a flu pandemic situation was recorded and followed day by day by the W.H.O. and all national authorities. As international organization, the LMHI asked to report about the use of homeopathy during this pandemic period.

For **France:** 17 physicians participated, 259 cases were collected and the most prescribed (123 times) remedy was Bryonia (symptoms, including high fever and asthenia, are aggravated by motion), followed by *Nux vomica*, *Pulsatilla*, *Gelsemium*, *Arsenicum album*, *Baptisia*, *China*, *Hepar sulphuris calc.*, *Phosphorus*, *Eupatorium perfoliatum*, *Belladonna*, *Sepia*, *Influenzinum*, etc. When the personal global (*simillimum*) remedy was known for the patient it was almost efficient (5 times used). Most cases were solved in 2 or 3 days. Post-flu asthenia has been described and a second remedy was then needed. Vincent S et al. published a survey on the management of Influenza-like illness by homeopathic and allopathic general practitioners (GP) in France during the 2009-2010 influenza season. 65 homeopathic GP and 124 allopathic GP participated, 461 patients were incorporated and patient's satisfaction is greater when homeopathy has been used alone. *Journal of Alternative and Complementary Medicine* (New York, N.Y.) 2012 PMID: 22803696

For **Belgium:** 92 patients were included in this report from only 3 physicians, 38 patients were between 15 and 40 years old. *Gelsemium* (headache, fever, asthenia, pain in muscles and bones) and *Anisum stellatum* (added to the same symptoms, deep and difficult cough, the disease seems to be more aggressive in Belgium than in France, this remedy is near Bryonia for general complaints) were prescribed 27 times each, followed by Euphrasia (11 times), *Arsenicum album*, *Baptisia tinctoria*, *Influenzinum*, *Oscillocoquinum*. Only two complications developed, (bronchitis) one time easily treated with *Anisum stellatum*, antibiotics needed the other time. Most of cases solved in 2 or 3 days. It has been quoted that none of the patients having asked for a preventive treatment (once a week during the epidemic period) with *Influenzinum*, *Mucococquinum* or *Oscillocoquinum* did present flu symptoms.

For **Austria**: The situation was evaluated and more than 300 patients were reported from 30 physicians. 27 different remedies were used adapted to the situation. Most quoted remedies were *Bryonia alba*, *Belladonna*, *Gelsemium*, *Influenzinum*, *Eupatorium perfoliatum*, *Arsenicum album*, *Oscillococcinum*, *Nux vomica*. Several times the intake of the known global personal remedy (simillimum) was sufficient to solve the case very fast. Most of the cases were solved in the 2 or 3 following days.

Of course, these flu reports are not controlled systematic recording, more systematic and structured cases 'collections' would be needed to assess the real value of homeopathy in case of epidemic situation. But the daily practice includes specific attention and treatments for these cases looking at each patient's symptoms individually. More research is needed and foreseen through the activities of the ISCHI (a scientific committee dedicated to Influenza and Homeopathy). This time no real *genus epidemicus* came out very clearly even if *Bryonia* (or *Anisum stellatum*) and *Gelsemium* seems to be the most frequently and efficiently used remedies.

2012 – New publication

Flu pandemics: homeopathic prophylaxis and definition of the epidemic genius. Renan M. Indian Journal of Research in Homoeopathy. January/June 2012; Vol 6 n° 1&2:47-52.

Dengue: A survey in Thailand suggests that *Eupatorium perfoliatum* 200C may be beneficial for reducing individual susceptibility to dengue virus. Confirmation is needed. Teerachaisakul M. *Proceedings of the 66th LMHI Congress in India*.

Chikungunya: *Bryonia alba* 30C was better than placebo in decreasing the incidence of this viral fever in Kerala (n=19750 *Bryonia* group, n=18479 placebo group). Nair K.R.J. *Proceedings of the 66th LMHI Congress in India*.

CONCLUSION

It would be irresponsible not to investigate seriously the observations made over two centuries by thousands of homeopaths concerning the homeopathic treatment of a wide variety of epidemic diseases.

GENERAL CONCLUSIONS

- Homeopathy is mostly used in medicine in the framework of general practice (but also by gynaecologists, paediatricians, etc) and is used by patients of all ages.
- Respect for patients' rights dictates that the patient must be informed about all possible therapies that could be used to improve his/her health and also about the therapeutic possibilities of homeopathic medicines, even when in hospital.
- The absence of a correct medical diagnosis at the start of a treatment is currently the only possible risk when using homeopathy as treatment. That is why it is necessary that the practice of homeopathy is dedicated to medical doctors.
- The **level of evidence** obtained for numerous diagnoses is sufficient to accredit homeopathic practice in the scientific framework of general practice.
- The use of homeopathy in general practice may imply a reduction in costs for public health. These savings are coming from a reduction of prescribed conventional remedies, a reduction in the number of consultations and a reduction in the number of days absent from work
- The number of competent homeopathic physicians is not sufficient to cover the demand of the population. Therefore it is important to promote information sessions and homeopathic education in the framework of general practice.
University research on homeopathy must be encouraged, stimulated and supported by public health authorities.
- Basic research results and veterinary research results are confirming the obtained results in humans. This is a specific effect supported by a new scientific paradigm.
- The internal evidence is validating and confirming the effects of the medical homeopathic method.

The facts presented in this report are consistent. Homeopathy must be accepted in the scientific framework of medicine, especially in the general medical practice framework. Research must be supported and amplified. Objective information is needed for patients. Education in homeopathy is encouraged in the framework of medicine.

DEFINITIONS

Health definition:

WHO definition of Health: „Health is a state of complete physical, mental and social well-being and not merely the absence of disease or infirmity.”

Coming from Preamble to the Constitution of the World Health Organization as adopted by the International Health Conference, New York, 19-22 June, 1946; signed on 22 July 1946 by the representatives of 61 States (Official Records of the World Health Organization, no. 2, p. 100) and entered into force on 7 April 1948.

ORGANON definition of health 6th Edition: „§ 9 In the healthy condition of man, the spiritual vital force (autocracy), the dynamis that animates the material body (organism), rules with unbounded sway, and retains all the parts of the organism in admirable, harmonious, vital operation, as regards both sensations and functions, so that our indwelling, reason-gifted mind can freely employ this living, healthy instrument for the higher purpose of our existence.”

Homeopathic remedy (see www.lmhi.org):

"A homeopathic remedy is prepared from a stock/raw material described in a homeopathic monograph/source, following a homeopathic method and administered to a living being according to the principle of "similia similibus curentur". It has a potential to support changes in the state of health of this living being. When such changes indeed happen and lead to an improvement in the state of health/full healing of a disease with recovery of the state of health, homeopathic medicines act as remedies."

Homeopathy (See Thesaurus ECH):

A therapeutic method of treating patients using preparations of substances whose effect on healthy subjects is similar to the manifestation of the disorder in these patients.

The European pharmaceutical homeopathic medicinal product definition is:

"Any medicinal product prepared from substances called homeopathic stocks in accordance with a homeopathic manufacturing procedure described by the European Pharmacopoeia or, in the absence thereof, by the pharmacopoeias currently used officially in the Member States. A homeopathic medicinal product may contain a number of principles."

The Indian pharmaceutical homeopathic medicinal product definition is:

"Homeopathic medicines include any drug which is recorded in Homeopathic provings or therapeutic efficacy of which has been established through long clinical experience as recorded in authoritative Homeopathic literature of India and abroad and which is prepared according to the techniques of Homeopathic pharmacy and covers combination of ingredients of such Homeopathic medicines but does not include a medicine which is administered by parenteral route"

The Indian Homeopathic Pharmacopoeia defined homeopathic medicines as:

"Homoeopathic medicines include any substance which is recorded in the standard books on Homoeopathic Materia Medica from Hahnemann down to the present day authorities with symptoms gathered from proving on healthy human beings; or symptoms, not found during provings but observed to have been actually cured (and verified by sufficient number of observations) by the substances during their administration to sick persons; or symptoms observed either accidentally or by controlled experiments; or observed as toxicological effects on human beings or animals and which after being prepared according to the principle and technique peculiar to homoeopathic pharmacy and are administered to a sick person according to the law of similars".

Indian definition of PROVING:

"Controlled experiments made upon relatively healthy human volunteers with substances prepared according to pharmaceutical technique peculiar to Homoeopathy, in varying doses, produce "provings" which constitute the basis of Homoeopathic Materia Medica".

SOME MODERN SCIENTIFIC BOOK REFERENCES

Homeopathy in Healthcare (2012). www.springer.com/medicine/complementary+%26+alternative+medicine/book/978-3-642-20637-5

“Statistical tools for alternative research in plant experiments” by Maurizio Brizzi and Lucietta Betti (2010).

“Advances in methodology and statistics” (<http://mrvar.fdv.uni-lj.si/pub/mz/mz7.1/brizzi.pdf>)

Pharmacopoeias:

Homöopathisches Arzneibuch, see: www.oxalis-acetosella.com/glossar/homoeopathisches_arzneibuch.html

The Homoeopathic Pharmacopoeia of the United States; see: www.hpus.com/overview.php

EUROPEAN PHARMACOPOEIA 7TH EDITION, see: www.edqm.eu/site/European-Pharmacopoeia-1401.html

WHO INDEX of PHARMACOPOEIAS, see: www.who.int/medicines/publications/pharmacopoeia/en/pharmacop_index.pdf

“Working Party on “Control of Medicines and Inspections”. Guide to Good Manufacturing Practice, see:

<http://eur-lex.europa.eu/LexUriServ/LexUriServ.do?uri=CONSLEG:2001L0083:20070126:EN:PDF>

REFERENCES

Chapter I

- (1) European Directives 2001/83/EC (ex 92/74/EC), 2004/27/EC & 2001/82/EC (ex 92/74/EC), 2004/81/EC.

Chapter II

- (2) Le Roux P, Van Wassenhoven M. Médecines non conventionnelles dans les institutions de soins? *Ethica Clinica* 2006 n°42.
- (3) National policy on Traditional Medicine and Regulation of Herbal Medicines. Report of a WHO global survey. *WHO 2005 Dr Xiaorui Zhang www.who.int*, ISBN 92 4 159323 7
- (4) How are European patients safeguarded when using complementary and alternative medicine? Juridictions, supervision and reimbursement status in the EEA area (Eu and EFTA) and Switzerland. *CAM-CANCER project funded by the European Commission within the 5th Framework Programme "Quality of Life" 10-2005* <http://cam-cancer.org>
- (5) ECH – Legal status of Homeopathy in Europe. Overview 2005 – updated 2010.
- (6) Oberbaum M et al. (2005). Homeopathy in emergency medicine. *Wiener Medizinische Wochenschrift*, 155:491-7. // Frass M et al. (2005). Adjunctive homeopathic treatment in patients with severe sepsis: a randomized, double blind, placebo-controlled trial in a intensive care unit. *Homeopathy*, 94:75-80. //
- (7) Frass M et al. (2005). Influence of potassium dichromate on tracheal secretions in critically ill patients. *Chest*, 127:936-41.
- (8) Marques Arpa A (LMHI 2008). Arnica in sepsis: Clinical cases at the Intensive Care Unit with Complementary Homeopathic Treatment.
- (9) Teixeira MZ, Leal SM, Ceschin VMFA. Homeopathic practice in Intensive Care Units: objective semiology, symptom selection and a series of sepsis cases. *Homeopathy*. 2008;97:206-213.
- (10) Cupera J. Homeopathy at Intensive Care Unit – Case reports of Pyrogenium in Sepsis. Proceedings 64th LMHI Congress Poland.
- (11) Frass M. et al. (2011). Adjunctive homeopathic treatment in patients with severe sepsis: a randomized, double-blind, placebo-controlled trial in an intensive care unit. *Homeopathy* (2011);100: 95-100
- (12) www.imconsortium.org
- (13) Popp: Electromagnetic Bio-information" edited by Urban and Schwarzenberg in 1989
- (14) Frohlich: existence of coherent longitudinal electromagnetic waves of low energy ($h\nu \leq \kappa T$) in living organisms.
- (15) Montanier: Electromagnetic Signals Are Produced by Aqueous Nanostructures Derived from Bacterial DNA Sequences. *Interdiscip Sci Comput Life Sci* (2009) 1: 81–90. / French Nobelist Escapes 'Intellectual Terror'. *Science* (24-12-2010) Vol 330 www.sciencemag.org
- (16) Rey L.R., Thermoluminescence of ultra-high dilutions of lithium chloride and sodium chloride, *Physica A*, 2003, 323 : 67-74. // Rey L.R., Glimpses into the physical behaviour of ultra-high dilutions, LMHI 2008.
- (17) Shang A, Huwiler-Müntener K, Nartey L, Juni P, Dörig S, Sterne JAC, Egger M. Are the clinical effects of homeopathy placebo effects? Comparative study of placebo-controlled trials of homeopathy and allopathy. *Lancet* 2005;366:726-32
- (18) Lütke R, Rutten AL. The conclusions on the effectiveness of homeopathy highly depend on the set of analyzed trials. *J Clin Epidemiol*. 2008;61:1197-1204. Doi: 10.1016/j.jclinepi.2008.06.015
- (19) Rutten ALB, Stolper CF. The 2005 meta-analysis of homeopathy: the importance of post-publication data. *Homeopathy* 2008;97:169-177.
- (20) T.Nuhn, R.Lütke, M.Geraedts. Placebo effect sizes in homeopathic compared to conventional drugs – a systematic review of randomized controlled trials. *Homeopathy* (2010) 99, 76-82.
- (21) Rutten. L., Mathie. R.T., Fisher. P., Goosens. M., Van Wassenhoven. M. (2012). "Plausibility and evidence: the case of homeopathy." *Med Health Care and Philos*. DOI 10.1007/s11019-012-9413-9

Some ethical references:

- Kant: "Vers la paix perpétuelle" GFp93
- Kant E: "Fondements de la métaphysique des mœurs" Editions Delagrave. 1957 P87
- LE COZ Pierre "Ethique et éthiques" Forum EEM Septembre 2002
- BLONDEL M "L'action et la pensée" T1/2 Paris, 1948-1954
- COMTE Auguste: *Traité de philosophie* Plon 1987
- DELAISI de PERCEVAL G. "Le magasin des enfants" Editions F.Bourin'

Chapter III

- (22) Van Wassenhoven M, Ives G. An observational study of patients receiving homeopathic treatment. *Homeopathy* 2004 January;93:3-11.

Chapter IV

- (23) Kleijnen J, Knipschild P, ter Riet G. Clinical trials of homeopathy *British Medical Journal* 1991;302:316-323.
- (24) Boissel JP, Cucherat M, Haugh M, Gauthier E. Critical literature review on the effectiveness of homeopathy: overview of data from homeopathic medicine trials. Homeopathic Medicine Research Group. *Report to the European Commission*. Brussels 1996, 195-210.
- (25) Linde K e.a. Are the clinical effects of homeopathy placebo effects? A meta-analysis of placebo-controlled trial. *Lancet* 1997;350:834-43
- (26) Linde K, Melchart D. Randomized controlled trials of individualized homeopathy: a state-of-the art review. *J Altern Complement Med* 1998;4: 371-88.
- (27) Cucherat, M. et. al. Evidence of clinical efficacy of homeopathy. A meta-analysis of clinical trials. *Eur J Clin Pharmacol* 2000;56: 27-33.
- (28) Shang A, Huwiler-Müntener K, Nartey L, Juni P, Dörig S, Sterne JA, Pewsner D, Egger M. Are the clinical effects of homeopathy placebo effects? Comparative study of placebo-controlled trials of homeopathy and allopathy. *Lancet* 2005;366(9487):726-32.
- (29) Bornhöft G., Matthiessen P. (2011). Homeopathy in Healthcare. Effectiveness, Appropriateness, Safety, Costs: An HTA report on homeopathy as part of the Swiss Complementary Medicine Evaluation Programme. Berlin, Heidelberg, New York: Springer-Verlag, 2011. Summary: *Forschende Komplementärmedizin*, 13 (2006) Suppl.2, 19-29.
- (30) Rutten ALB, Stolper E. «Proof» against homeopathy in facts supports homeopathy. *Homeopathy* 2006;95:57-61.
- (31) Higgins JPT, Green S, editors. *Cochrane Handbook for Systematic Reviews of Interventions* 4.2.5 [updated May 2005]. In: *The Cochrane Library*, Issue 3, 2005. Chichester, UK: John Wiley & Sons, Ltd.
- (32) Jonas WB, Kaptchuk TJ, Linde K. A critical overview of homeopathy. *Ann Intern Med* 2003; 138: 393-399
- (33) Rutten ALB, Stolper CF. The 2005 meta-analysis of homeopathy: the importance of post-publication data. *Homeopathy* 2008;97:169-177
- (34) Frass M, Schuster E, Muchitsch I, Duncan J, Geir W, Kozel G, Kastinger-Mayr C, Felleitner AE, Reiter C, Endler C, Oberbaum M. Asymmetry in The Lancet meta-analysis. *Homeopathy* 2006;95:52-3
- (35) Oberbaum M, Singer SR, Frass M. Homeopathic research after the Lancet meta analysis – a moment for introspection. *Complement Ther Med* 2005;13:303-5
- (36) Frass M, Schuster E, Muchitsch I, Duncan J, Gei W, Kozel G, Kastinger-Mayr C, Felleitner AE, Reiter C, Endler C, Oberbaum M. Bias in the trial and reporting of trials of homeopathy: a fundamental breakdown in peer review and standards? *J Altern Complement Med* 2005;11:780-2
- (37) Shang A, Juni P, Sterne JAC, Huwiler-Müntener K, Egger M. Author's reply. *Lancet* 2005;366:2083-2085
- (38) Lütke R, Rutten AL. The conclusions on the effectiveness of homeopathy highly depend on the set of analyzed trials. *J Clin Epidemiol*. 2008;61:1197-1204. Doi: 10.1016/j.jclinepi.2008.06.015
- (39) Tang J, Liu JL. Misleading funnel plot for detection of bias in meta-analysis. *J Clin Epidemiol* 2000; 53:477–484
- (40) Lütke R, Wiesenauer M. A meta-analysis of homeopathic treatment of pollinosis with *Galphimia glauca*. *Wien Med Wochenschr* 1997; 147: 323-7.
- (41) Barnes J, Resch K-L, Ernst E. Homeopathy for postoperative ileus? A meta-analysis. *J Clin Gastroenterol* 1997; 25: 628-33.
- (42) Jonas WB, Linde K, Ramirez G. Homeopathy and rheumatic disease. *Rheum Dis Clin North Am* 2000; 26: 117-23.
- (43) Szeta AL, Rollwagen F, Jonas WB. Raoid induction of protective tolerance to potential terrorist agents: a systematic review of low- and ultra-low dose research. *Homeopathy* 2004;93:173-178.
- (44) Matusiewicz R. The effect of a homeopathic preparation on the clinical condition of patients with corticosteroid-dependent bronchial asthma. *Biomed Ther* 1997;15:70-4. & Reilly D, Taylor MA, Beattie NGM, et al. Is evidence for homeopathy reproducible? *Lancet* 1994;344:1601-6.
- (45) Fisher P. An experimental double-blind clinical trial method in homeopathy. Use of a limited range of remedies to treat fibrositis. *Br Homeopath J* 1986;75:142-7 & Fisher P, Greenwood A, Huskinson EC, et al. Effect of homeopathic treatment on fibrositis (primary fibromyalgia). *Br Med J* 1989;299:365-6 and Bell I et al Improved clinical status in fibromyalgia patients treated with homeopathy versus placebo. *Rheumatology* 2004;43(5):577-582.
- (46) Ferley JP, Zmirou D, Adhemar D, Balduci F. A controlled evaluation of a homeopathic preparation in the treatment of influenza-like syndromes. *Br J Clin Pharmacol* 1989;27:329-35 & Papp R, Schuback G, Beck E, et al. Oscillocoquinum in patients with influenza-like syndromes : a placebo-controlled double-blind evaluation. *Br Homeopath J* 1998 ;87 :69-76.

- (47) Tveiten D, Bruseth S, Borchgrevink CF, Norseth J. Effects of the homeopathic remedy Arnica D30 on marathon runners: a randomized, double-blind study during the 1995 Oslo Marathon. *Complement Ther Med* 1998;6:74-4 & Hariveau E. La recherche clinique a l'institut Boiron. *Homéopathie* 1987; 5: 55-8.
- (48) Harrison H, Fixsen A, Vickers A. A randomized comparison of homeopathic and standard care for the treatment of glue ear in children. *Complement Ther Med* 1999; 7: 132-5 & Jacobs J, Springer DA, Crothers D. Homeopathic treatment of acute otitis media in children: a preliminary randomized placebo-controlled trial. *Pediatr Infect Dis J* 2001; 20: 177-83.
- (49) Stam C, Bonnet MS, van Haselen RA. The efficacy and safety of a homeopathic gel in the treatment of acute low back pain: a multicentre, randomised, double-blind comparative clinical trial. *Br Homeopath J* 2001; 90: 21-8 & Ernst E, Saradeth T, Resch KL. Complementary treatment of varicose veins – a randomized, placebo-controlled, double-blind trial. *Phlebology* 1990; 5: 157-63.
- (50) Balzarini A, Felisi E, Martini A, De Conno F. Efficacy of homeopathic treatment of skin reactions during radiotherapy for breast cancer: a randomised, double-blind clinical trial. *Br Homeopath J* 2000; 89: 8-12 & Kulkarni A, Nagarkar BM, Burde GS. Radiation protection by use of homeopathic medicines. *Hahnemann Homoeopath Sand* 1998; 12: 20-3.
- (51) Böhmer D, Ambrus P. Behandlung von Sportverletzungen mit Traumeel-Salbe - Kontrollierte Doppelblindstudie. *Biol Med* 1992; 21: 260-8 & Zell J, Connert WD, Mau J, Feuerstake C. Treatment of acute sprains of the ankle joint. Double-blind study assessing the effectiveness of a homeopathic ointment preparation. *Fortschr Med* 1988;106:96-100.
- (52) de Lange de Klerk ES, Blommers J, Kuik DJ, et al. Effect of homeopathic medicines on daily burden of symptoms in children with recurrent upper respiratory tract infections. *Br Med J* 1994;309:1329-32 & Weiser M, Clasen BPE. Controlled double-blind study of a homeopathic sinusitis medication. *Biol Ther* 1995;13:4-11.
- (53) McCutcheon LE. Treatment of anxiety with a homeopathic remedy. *J Appl Nutr* 1996;48:2-6.
- (54) Lamont J. Homeopathic treatment of attention deficit hyperactivity disorder. A controlled study. *Br Homeopath J* 1997;86:196-200.
- (55) Frei H, Everts R, von Ammon K, Kaufmann F, Walther D, Hsu Schmitz SF, Collenberg M, Steinlin M, Lim C, Thurneysen A. Randomised controlled trials of homeopathy in hyperactive children: treatment procedure leads to an unconventional study design. *Homeopathy*. 2007;96:35-41.
- (56) Rahlfs VW, Mössinger P. *Asa foetida* in the treatment of the irritable colon: a double-blind trial. *Dtsch Med Wochenschr* 1979;104:140-3.
- (57) Brigo B, Serpelloni G. Homeopathic treatment of migraines: a randomized double-blind controlled study of sixty cases (homeopathic remedy versus placebo). *Berlin J Res Homeopath* 1991;1:98-106.
- (58) van Haselen RA, Fisher PAG. A randomized controlled trial comparing topical piroxicam gel with a homeopathic gel in osteoarthritis of the knee. *Rheumatology* 2000;39:714-9.
- (59) Yakir M, Kreitler S, Brzezinski A, et al. Effect of homeopathic treatment in women with premenstrual syndrome: a pilot study. *Br Homeopath J* 2001;90:148-53.
- (60) Berrebi A, Parant O, Ferval F, Thene M, Ayoubi JM, Connan L, Belon P. Homeopathic treatment of pain associated with unwanted post partum lactation. *J. Gynecol Biol Reprod* 2001;30:353-357.
- (61) Genre D, Tarpin C, Braud AC, Camerlo J, Protiere C, Eisinger F, Viens P. Randomized, double-blind study comparing homeopathy (cocculine) to placebo in prevention of nausea/vomiting among patients receiving adjuvant chemotherapy for breast cancer. *Breast Cancer Research and Treatment* 2003;82:sup 1, 637.
- (62) Frass M, Linkesch M, Banyai S, Resch G, Dielacher C, Löbl T, Endler C, Haidvogel M, Muchitsch I, Schuster E. Adjunctive homeopathic treatment in patients with severe sepsis: a randomized, double-blind, placebo-controlled trial in an intensive care unit. *Homeopathy* 2005;94:75-80.
- (63) Robertson A, Suryanarayanan R, Banerjee A. Homeopathic Arnica Montana for post-tonsillectomy analgesia: a randomized placebo control trial. *Homeopathy*. 2007;96:17-21.
- (64) Mousavi F, Mojaver Y.N, Asadzadeh M, Mirzazadeh M. Homeopathic treatment of minor aphthous ulcer: a randomized, placebo-controlled clinical trial. *Homeopathy* 2009;98:137-141.
- (65) Mathie, R.T. & all (2012). "Method for appraising model validity of randomized controlled trials of homeopathic treatment: multi-rater concordance study." *BMC Medical Research Methodology* 2012, 12-49. DOI: 10.1186/1471-2288-12-49.
- (66) Belgian Royal Medicine Academy: abstract from advice on homeopathy approved on 28 February 2009. www.aramb.be
- (67) Lüdtker R, Rutten ALB. The conclusions on the effectiveness of homeopathy highly depend on the set of analyzed trials. *J Clin Epidemiol* 2008, 61, 197-204.
- (68) Egger M, Smith GD, Schneider M, Minder C. Bias in meta-analysis detected by a simple, graphical test. *Br Med J*, 1997, 315, 629-634.
- (69) Egger M, Smith GD, Phillips AN. Meta analysis : principles and procedures. *Br Med J*, 1997, 315, 1533-1537.
- (70) Ernst E. A systematic review of systematic reviews of homeopathy. *Br J Clin Pharmacol*, 2002, 54, 577-582.
- (71) Shang A, Huwiler-Müntener K, Nartey L, et al. Are the clinical effects of homeopathy placebo effects? Comparative study of placebo-controlled trials of homeopathy and allopathy. *Lancet* 2005, 366, 726-732.

Chapter V

- (72) Thompson E.A., Reilly D. The homeopathic approach to the treatment of symptoms of oestrogen withdrawal in breast cancer patients. *Homeopathy*, 2003, 92/3 (131-134), ISSN: 1475-4916.
- (73) White A, Slade P, Hunt C, Hart A, Ernst E. Individualised homeopathy as an adjunct in the treatment of childhood asthma. *Thorax*, 2003 Apr;58(4):317-21.
- (74) Dias Brunini C.R. Qualidade de vida e abordagem homeopática em crianças asmáticas. *Infanto*, 2002, 10/1 (18-21), ISSN 1413-0270.
- (75) Thompson E.A., Reilly D. The homeopathic approach to symptom control in the cancer patient. *Palliative Medicine*, 2002, 16/3 (227-233), ISSN: 0269-2163
- (76) Weber U., Lüdtker R., Friese K.H., Fischer I., Moeller H. A non-randomised pilot study to compare complementary and conventional treatments of acute sinusitis. *Forschende Komplementärmedizin und Klassische Naturheilkunde*, 2002, 9/2 (99-104), ISSN: 1424-7364.
- (77) Anelli M, Scheepers L, Sermeus G, van Wassenhoven M. Homeopathy and health related Quality of life : a survey in six European countries. *Homeopathy*, 2002 Jan;91(1):18-21.
- (78) Guthlin C, Walach H. *Prospektive Dokumentationsstudie in der niedergelassenen Praxis – ein Erprobungsverfahren zur Akupunktur und Homeopathie. Erfahrungsheilkunde* 2001 Apr;50(4):186-94, ISSN: 0014-0082.
- (79) Muscari-Tomaioli G, Allegri F, Miali E, Pomposelli R, Tubia P, Targhetta A, Castellini M, bellavite P. Observational study of quality of life in patients with headache, receiving homeopathic treatment. *Br. Homeopath J.* 2001 Oct;90(4):189-97.
- (80) Jong MC, Riley D, Haidvogel M. International integrative primary care outcomes study (IIPCOS-2): Homeopathic and conventional treatment for acute respiratory and ear complaints. *Improving the Success of Homeopathy* 5: january 2006.
- (81) Strosser W, Weiser M. Lebensqualität bei Patienten mit Schwindel – Homöopathikum im Doppelblind-Vergleich. *Biol Medizin* 2000 Oct;29(5):242-7 ISBN 0340-8671.
- (82) Hochstrasser B. Lebensqualität von schwangeren Frauen in Abhängigkeit von einer homöopathischen oder schulmedizinischen Betreuungsform und vom Schangerschaftsverlauf. *Forsch Komplementarmed*. 1999 Feb;6 Suppl 1:23-5.
- (83) Becker-Witt C, Lüdtker R, Willich SN. "Patienten in der homöopathischen Praxis" - In: Albrecht H, Frühwald M (ed.). *Jahrbuch 9, Karl und Veronica Carstens-Stiftung*, Essen: KVC Verlag, 2003
- (84) Begaud B et al. Benchmarking clinical management of spinal and non-spinal disorders using quality of life: results from the EPI3-LASER survey in primary care. **Eur Spine J. 2011 Apr 13.** Who seeks primary care for musculoskeletal disorders (MSDs) with physicians prescribing homeopathic and other complementary medicine? Results from the EPI3-LASER survey in France. **BMC Musculoskeletal Disord. 2011 Jan 19;12:21.** Benchmarking the burden of one hundred diseases: results of a nationwide representative survey within general practices. **BMJ Open. 2011 Nov 14 ;1(2).** Determinants influencing patient's choice of regular GP according to prescription preferences of physicians including homeopathy and other types of complementary medicine. **Family Practice** What drives patients with sleep, anxiety or depressive disorders to seek care from general practitioners with preference for homeopathy and other complementary medicines? Results from the EPI3 population survey. **European psychiatry** Impact of physician preferences for homeopathic or conventional medicines on patients with musculoskeletal disorders: Results from the EPI3-MSD cohort. **Pharmacoepidemiology and Drug Safety (2012)** Impact of homeopathic medical practice on anxiety and depression in primary care: the EPI3-AxDD cohort. **Acta Psychiatrica Scandinavica.** International forum XI Primary Care Research On low Back pain 15 mars 2011 à Melbourne, ISPOR à Baltimore mai 2011, ECIM à Berlin octobre 2011, ISPOR International Washington juin 2012
- (85) Becker-Witt C, Lüdtker R, Weber K, Willich SN. The effects of homeopathic therapy on health-related quality of life. *FACT* 2003, 8:124.
- (86) Riley D, Fischer M., Singh B., Haidvogel M., Heger M. Homeopathy and Conventional Medicine: An Outcomes Study Comparing Effectiveness in a Primary Care Setting. *The Journal of Alternative and Complementary Medicine* Volume 7, Number 2, 2001 pp. 149-159.
- (87) Guthlin C, Walach H. The challenge of assessing the effects of homeopathy in real life practice. *Improving the Success of Homeopathy* 4: 3-4 April 2003 50-56
- (88) Witt CM, Luedtke R, Baur R, Willich SN. Homeopathic Medical Practice : Long-term results of a cohort study with 3981 patients. *BMC Public Health* 2005;5:115.
- (89) Spence D, Thompson EA, Barron SJ. Homeopathic Treatment for Chronic Disease: A 6-Year, University-Hospital Outpatient Observational Study. *The Journal of alternative and complementary medicine*. 2005; vol 11, number 5:793-798.
- (90) Bordet MF, Colas A, Marijnen P, Masson JL, Trichard M. Treating hot flushes in menopausal women with homeopathic treatment – Results of an observational study. *Homeopathy*. 2008;97:10-15.

- (91) Goossens M, Laekeman G, Aertgeerts B, Buntinx F. Evaluation of the Quality of Life after individualized homeopathic treatment for seasonal allergic rhinitis. A prospective, open, non-comparative study. *Homeopathy*. 2009;98:11-16.
- (92) Pomposelli R, Piasere V, Andreani C, Costini G, Tonini E, Spalluzzi A, Rossi D, Quarenghi C, Zanolin ME, Bellavite P. Observational study of homeopathic and conventional therapies in patients with diabetic polyneuropathy. *Homeopathy*. 2009;98:17-25.
- (93) Waisse-Priven S, Jurj G, Thomaz LCL, Tiermo SA, Filho WL, Sos A, Alves de Souda MF. Individualized homeopathic treatment of dermatological complaints in a public outpatient clinic. *Homeopathy* 2009;98:149-153.
- (94) Adler UC, Paiva NMP, Cesar AT, Molina A, Padula AE, Calil HM. Homeopathic Individualized Q-Potencies versus Fluoxetine for Moderate to Severe Depression: Double-blind, Randomized Non-inferiority Trial. *eCAM* 2009;August 17:1-8.
- (95) Becker-Witt et al. Effectiveness and costs of Homeopathy compared to conventional medicine – a prospective multicenter cohort study. London: The Royal Homeopathic Hospital, 2003.
- (96) Frei H, Thurneysen A. Homeopathy in acute otitis media in children: treatment effect or spontaneous resolution? *Br Homeopath J* 2001 Oct ;90 (4):180-2 90(4):180-182.
- (97) Frenkel M, Hermoni D. Effects of homeopathic intervention on medication consumption in atopic and allergic disorders. *Altern Ther Health Med* 2002 Jan -Feb ;8 (1):76-9 8(1):76-79.
- (98) GÜthlin C, Walach H. Prospektive Dokumentationsstudie in der niedergelassenen Praxis- ein Erprobungsverfahren zur Akupunktur und Homöopathie. *EHK* 2001;186-194.
- (99) Schafer T, Riehle A, Wichmann HE, Ring J. Alternative medicine in allergies - prevalence, patterns of use, and costs. *Allergy* 2002; 57(8):694-700.
- (100) Trichard M, Chauferin G. Cost-effectiveness study of treatment of anxiety disorders by homeopathic general practitioners. *Improving the success of homeopathy*, 2003.
- (101) Trichard M, Chauferin G. Effectiveness, Quality of Life, and Cost of Caring for Children in France with Recurrent Acute Rhinopharyngitis Managed by Homeopathic or Non-Homeopathic General Practitioners. *Dis Manage Health Outcomes* 2004;12(6):419-427.
- (102) Trichard M, Lamure E, Chauferin G. Study of the practice of homeopathic general practitioners in France. *Homeopathy* ed. 2003, Vol92/3:135-139.
- (103) van Haselen RA, Graves N, Dahiha S. The costs of treating rheumatoid arthritis patients with complementary medicine: exploring the issue. *Complement Ther Med* 1999; 7(4):217-221.
- (104) Chauferin G. Improving the evaluation of homeopathy: economic considerations and impact on health. *Br Homeopath J* 2000 Jul;89 Suppl 1:S27-30
- (105) Jain A. Does homeopathy reduce the cost of conventional drug prescribing? A study of comparative prescribing costs in general practice. *Homeopathy* 2003 Apr;92(2):71-6
- (106) van Wassenhoven M, Ives G. An observational study of patients receiving homeopathic treatment. *Homeopathy* 2004 January;93:3-11.
- (107) Taieb C, Myon E. Chronic allergic rhinitis, usefulness of the homeopathic treatment. *International Society of Pharmaco economics & Outcomes Research. 8th Annual International Meeting* May 18-21,2003.
- (108) Rosi E, Crudeli L, Endrizzi C, Garibaldi D. Cost-benefit evaluation of homeopathic vs conventional therapy in respiratory diseases. *Homeopathy*. 2009;98:2-10.
- (109) Sevar R. Audit of outcome in 455 consecutive patients treated with homeopathic medicines. *Homeopathy* 2005;94:215-221.
- (110) Witt C. Effectiveness of homeopathy, an example of systematic research in children with atopic eczema. *Proceedings of 63rd LMHI Congress*. May 20-24, 2008.
- (111) Kooreman P, Baars E. (2012). Patients Whose GP Knows Complementary Medicine Have Lower Costs and Live Longer. *EUR J. Health Econ.* (2012); 13:769-776 or www.members.ziggo.nl
- (120) Van Wassenhoven M. Towards an evidence-based repertory: clinical evaluation of Veratrum Album. *Homeopathy* 2004;93, 71-77./ First line medicine – Clinical verification – Verification of homeopathic symptoms ISBN (2008) 978-2-87491-003-6 /Van Wassenhoven M. Clinical verification of symptoms of Natrium salts. *Proceedings 2010 LMHI Congress LA-USA*.
- (121) CCRH. Damiana – A Multicentric Clinical Verification Study. *Indian Journal of Research in Homeopathy* 2007 vol 1 n°1,17-23
- (122) Van Wassenhoven M. XIX GIRI meeting “A Universal approach to health: the intelligent body” – Retrospective LR study. 2-4 December 2005 Monaco. www.giriweb.com
- (123) Stolper CF, Rutten ALB, Lugten RFG, Barthels RJWM. Improving homeopathic prescribing by applying epidemiological techniques: the role of LR. *Homeopathy* 2002;91, 230-238. & Rutten ALB et al. Repertory and the symptom loquacity: some results from a pilot study on LR. *Homeopathy* 2004; 93, 190-192. & Rutten ALB et al. LR onderzoek: uitkomsten September 2005. *Similia Similibus Curentur* 2005; 35:4, 9-12.
- (124) Rutten ALB. How can we change beliefs? A Bayesian perspective. *Homeopathy*. 2008;97:214-219.
- (125) Rutten ALB, Stolper CF, Lugten RFG, Barthels RWJM. Statistical analysis of six repertory rubrics after prospective assessment applying Bayes' theorem. *Homeopathy*. 2009;98:26-34. Diagnostic test Evaluation by patient-outcome study in homeopathy: balancing of feasibility and validity. *Journal of Evaluation in Clinical Practice*. 2009;15:1230-1235.
- (126) Rutten ALB, Stolper CF, Lugten RFG, Barthels RWJM. New repertory, new considerations. *Homeopathy* 2008;97:16-21.
- (127) Gnaiger – Rathmanmer J, Schneider A, Loader B, Böhler M, Frass M, Singer SR, Oberbaum M. Petroleum a serie of 25 Cases. *Homeopathy* 2008; 97:83-88.
- (128) Chakraborty PS & all. Clinical verification of Balta orientalis. *Indian Journal of Research in Homeopathy*. April-June 2008;Vol 2 n°2:25-30.
- (129) Chakraborty PS & all. Clinical verification of Amooro rohituka. *Indian Journal of Research in Homeopathy*. January-March 2008;Vol 2 n°1:19-25.
- (130) Chakraborty PS & all. Clinical verification of Mentha piperita. *Indian Journal of Research in Homeopathy*. October-December 2008;Vol 2 n°4:26-33.
- (131) Chakraborty PS & all. Clinical verification of Ferrum picricum. *Indian Journal of Research in Homeopathy*. July-September 2008;Vol 2 n°3:15-21.
- (132) Chakraborty & all. A multicentric Clinical Verification Study conducted by CCRH. *Indian Journal of Research in Homeopathy*. January-March 2009;Vol 3 n°1:23-33.
- (133) Chakraborty & all. A multicentric Clinical Verification Study conducted by CCRH. *Indian Journal of Research in Homeopathy*. April-June 2009;Vol 3 n°2:38-43.
- (134) Chakraborty & all. A multicentric Clinical Verification Study conducted by CCRH. *Indian Journal of Research in Homeopathy*. July-September 2009;Vol 3 n°3:14-20.
- (135) Chakraborty & all. A multicentric Clinical Verification Study conducted by CCRH. *Indian Journal of Research in Homeopathy*. October-December 2009;Vol 3 n°4:25-36.
- (136) Chakraborty & all. A multicentric Clinical Verification Study conducted by CCRH. *Indian Journal of Research in Homeopathy*. April-June 2010;Vol 4 n°4:18-22.
- (137) Nayak & all. A multicentric Clinical Verification Study conducted by CCRH. *Indian Journal of Research in Homeopathy*. July-September 2010;Vol 4 n°3:22-33.
- (138) Nayak & all. A multicentric Clinical Verification Study conducted by CCRH. *Indian Journal of Research in Homeopathy*. October-December 2010;Vol 4 n°4:12-18.
- (139) Chakraborty & all. A multicenter Clinical Verification Study conducted by CCRH. *Indian Journal of Research in Homeopathy*. January-June 2012. Vol 6 n°1 & 2:15-21.

Chapter VI

- (112) Bastide M, & Lagache A. *Revue Intern. Systémique*, 1995;9 :237-249 + *Altern Ther Health Med*. 1997;3:35-9
- (113) Van Wijk R, Albrecht H. Proving and therapeutic experiments in the HomBRex basic homeopathy research database. *Homeopathy*. 2007;96:252-257.
- (114) Dominici G, Bellavite P, di Stanislao C, Gulia P, Pitari G. Double-blind, placebo-controlled homeopathic pathogenetic trials: Symptom collection and analysis. *Homeopathy*. 2006;95:123-130.
- (115) LMHI guidelines for provings. www.lmhint.net.
- (116) The modality of a symptoms permits the differentiation between two medicines.
- (117) Walach H & all. Homeopathic proving symptoms: result of a local, non-local, or placebo process? A blinded, placebo-controlled pilot study. *Homeopathy* 2004 n°93, 179-185.
- (118) Dantas F, Fisher P. A systematic review of homeopathic pathogenetic trials published in the United Kingdom from 1945 to 1995. In: *Ernst E, Hahn EG. Homeopathy – A critical appraisal 1998. Butterworth-Heinemann, United Kingdom*.
- (119) Möllinger H, Schneider R, Walach H. Homeopathic Pathogenetic Trials Produce Specific Symptoms Different from Placebo. *Forsch Komplementmed* 2009;16:105-110.

Chapter VII

- (140) Priorities and methods for developing the evidence profile of homeopathy: Recommendations of the ECH GENERAL ASSEMBLY – XVIII Symposium of GIRI. *Homeopathy* 2005;94:107-124.
- (141) Witt CM et al. The in vitro evidence for an effect of high homeopathic potencies – A systematic review of the literature. *Complement Ther Med*. 2007;YCTIM-886:11 pages.
- (142) Linde K, Jonas WB, Worke DMF, Wagner H, Eifel F. Critical review and meta-analysis of serial agitated dilutions in experimental toxicology. *Human Exp Toxicol* 1994;13:481-492.
- (143) COST (Co-operation in Science and Technology) is a framework for scientific and technical co-operation, allowing co-ordination of nationally funded research on a European Union level. COST-B4 relates especially to co-operation of research activities on the medical, cultural, psychological, legislative and economic aspects on non-conventional medicine. Supplement of report 1999 *EUR 19110 ISBN 92-828-7434-6*.
- (144) *Homeopathy* October 2009 Vol 98:4:183-286 and January Vol 99:1:1-56
- (145) Bell IR & all. Short-term effects of repeated olfactory administration of homeopathic Sulphur or Pulsatilla on electroencephalographic alpha power in healthy young adults. *Homeopathy* (2011) 100, 203-211.
- (146) Dimpfel W, Biller A. In vivo and in vitro neurophysiological findings in the rat in the presence of Coffea D6, Gelsemium D4 and Veratrum D6

- extracts. 2012 in publication. / Dimpfel W. Homeopathy in the light of state of the art experimental setups. A comparison between the effects of a homeopathic medicine Neurexan and conventional neurologic drugs such as Diazepam, Fentanyl, Haloperidol etc. 2012 in publication. / Dimpfel W, Dalhoff B, Hofmann W, Schlüter G. Electrically evoked potentials in the rat hippocampus slice in the presence of aminophylline alone and in combination with quinolones. *European Neuropsychopharmacology*. 1994; 4:151–56. / Dimpfel W Effects of memantine on synaptic transmission in the hippocampus in vitro. *Arzneimittelforschung*. 1995; 45:1-5. Dimpfel W. Preclinical data base of pharmaco-specific rat EEG fingerprints (tele-stereo-EEG). *Eur J Med Res*. 2003; 8:199-207. / Dimpfel W, Hoffmann JA. Electropharmacograms of Rasagiline, Its Metabolite Aminoindan and Selegiline in the Freely Moving Rat. *Neuropsychobiol*. 2010; 62:213–220. / Dimpfel W, Hoffmann JA. Effects of rasagiline, its metabolite aminoindan and selegiline on glutamate receptor mediated signalling in the rat hippocampus slice in vitro. *BMC Pharmacol*. 2011; 11:2.
- (147) Alecu & al. Effect of the homeopathic remedy Arnica Montana 7CH on mechanical trauma in mice. *Cultura Homeopathica*. 2007;20:16-18.
- (148) Alecu & al. Effect of the homeopathic remedies Arnica Montana and Staphysagria on the time of healing of surgical wounds. *Cultura Homeopathica*. 2007;20:19-21.
- (149) Dos Santos AL, Perazzo FF, Cardoso LGV, Carvalho JCT. In vivo study of the anti-inflammatory effect of Rhus Toxicodendron. *Homeopathy*. 2007;96:95-101.
- (150) Bresler A, Hawkins D, Razlog R, Abrahamse H. Effect of Low Level Laser Therapy and Calendula officinalis 3CH on Wound Healing in Human Skin Fibroblasts. *Indian Journal of Research in Homeopathy*. April-June 2008;Vol 2, n°2:7-15.
- (151) Almeida LR, Campos MCO, Herrera HM, Bonamin LV, Fonseca AH. Effects of homeopathy in mice experimentally infected with *Trypanosoma cruzi*. *Homeopathy*. 2008;97:65-69.
- (152) Almeida JD, Arisawa EAL, Baiducci I, Rocha RF, Carvalho YD. Homeopathic treatment for bone regeneration: experimental study on rats. *Homeopathy*. 2009;98:92-96.
- (153) Ross, A. H. A. (1997). An evaluation of Hahnemannian quinquagenimil-lesimal potencies using nuclear magnetic resonance spectroscopy. Department of Homeopathy, Durban, Technikon Natal. *Master's Degree in Technology: Homeopathy: 71*.
- (154) Power, S. M. (1999). An appraisal of Homeopathic Quinquagenimil-lesimal Potencies of *Plumbum metallicum* and *Stannum metallicum* by means of Nuclear Magnetic Resonance Spectroscopy. Department of Homeopathy, Durban, Technikon Natal. *Master's Degree in Technology: Homeopathy: 72*.
- (155) Cason, A. (2002). A comparison of the 80MHz, 200MHz and 500MHz Nuclear Magnetic Resonance Spectra of Homeopathic Sulphur 30CH. Department of Homeopathy, Durban, Technikon Natal. *Master's Degree in Technology: Homeopathy: 79*.
- (156) Davies, T. M. (2001). A comparison of Hahnemannian and Korsakovian potencing methods using Nuclear Magnetic Resonance Spectroscopy. Department of Homeopathy, Durban, Technikon Natal. *Master's Degree in Technology: Homeopathy: 103*.
- (157) Malan, J. F. (2002). A comparison of Centesimal and Decimal Hahnemannian potencies using Nuclear Magnetic Resonance Spectroscopy. Department of Homeopathy, Durban, Durban Institute of Technology. *Master's Degree in Technology: Homeopathy: 91*.
- (158) Hofmeyr, D. (2004). A Nuclear Magnetic Resonance study of potencies of Natrum muriaticum 15CH prepared by trituration and succussion versus Natrum muriaticum 15CH prepared by succussion alone. Department of Homeopathy, Durban, Durban Institute of Technology. *Master's Degree in Technology: Homeopathy: 57*.
- (159) Lyell, D. (2004). An NMR study of the effect of succussion on parallel potencies of Natrum muriaticum. Department of Homeopathy, Durban, Durban Institute of Technology. *Master's Degree in Technology: Homeopathy: 51*.
- (160) Botha, I. (2005). A comparative study of the nuclear magnetic resonance spectra of Kalium Bichromicum 12CH manufactured from 3CH and 4CH triturations respectively. Department of Homeopathy, Durban, Durban University of Technology. *Master's Degree in Technology: Homeopathy: 58*.
- (161) Erasmus, F. (2004). A comparative study of the NMR spectra of parallel potencies of Pulsatilla pratensis, prepared according to Hahnemannian and Anthroposophical Extended Medicine methods respectively. Department of Homeopathy, Durban, Durban Institute of Technology. *Master's Degree in Technology: Homeopathy: 59*.
- (162) Resch, G. and V. Gutmann (1987). Scientific Foundations of Homeopathy. Berg am Starnberger See, Germany. *Barthel & Barthel Publishing*.
- (163) Anagnostatos, G. S., G. Vithoulkas, et al. (1991). "A working hypothesis for homeopathic microdiluted remedies." *Berlin J Res Homeopathy* 1: 141.
- (164) Allsopp, C. (2009). A comparative study of Hahnemannian and Radionically prepared potencies of Natrum muriaticum using nuclear magnetic resonance spectroscopy. Department of Homeopathy, Durban, Durban University of Technology. *Master's Degree in Technology: Homeopathy*.
- (165) Weingärtner, O. (1990). "NMR-features That Relate To Homeopathic Sulphur Potencies." *The Berlin Journal on Research in Homeopathy* 1(1): 61-68.
- (166) Williams, D. A. R. (1986). Nuclear Magnetic Resonance Spectroscopy. *Chichester, John Wiley & Sons*.
- (167) Barnard, G. O. (1965). "Microdose Paradox - A New Concept." *Journal of the American Institute of Homeopathy* 58: 205-212.
- (168) Young, T. M. (1975). "NMR studies of succussed solutions: a preliminary report." *J Amer Inst Hom* 68: 8-16.
- (169) Sachs, A. D. (1983). "Nuclear magnetic resonance spectroscopy of homeopathic remedies." *J Holistic Med* 5: 172-177.
- (170) Bol, A. (1997). NMR Research in Homeopathy. *HomInt R&D Newsletter*. 1/97.
- (171) Aabel, S., S. Fossheim, et al. (2001). "Nuclear magnetic resonance (NMR) studies of homeopathic solutions." *Br Homeopath J* 90: 14-20.
- (172) Milgrom, R., K. R. King, et al. (2001). "On the investigation of homeopathic potencies using low resolution NMR T2 relaxation times: an experimental and critical survey of the work of Roland Conte et al." *Br Homeopath J* 90(1): 5-13.
- (173) Anagnostatos, G. S. (1994). Small water clusters (clathrates) in the preparation process of homeopathy. *Fundamental Research in Ultra High Dilution and Homeopathy*. P. C. Endler and J. Schulte, *Kluwer Acad Publ*.
- (174) Bellavite, P. and A. Signorini (2002). *The Emerging Science of Homeopathy: Complexity, Biodynamics, and Nanopharmacology*. Berkeley, USA, *North Atlantic Books*.
- (175) Smith, C. W. and S. Best (1989). *Electromagnetic Man*. London, *J.M. Dent and Sons Ltd*.
- (176) Antonchenko, V. and V. Ilyin (1992). "Points at issue in the physics of water and homeopathy." *Br Homeopath J* 81(2): 91-93.
- (177) Shaw, D. (1976). *Fourier Transform Spectroscopy*. Amsterdam, *Elsevier Scientific Publishing Company*.
- (178) K. Lenger, R.P. Bajpai, & M. Drexel, Delayed luminescence of high homeopathic potencies on sugar globuli. *Homeopathy* 97,3 (2008), pp. 134-140
- (179) K. Lenger, Homeopathic potencies identified by a new magnetic resonance method. *Subtle Energies and Energy Medicine* 15,3, (2006), pp. 225–243.
- (180) K. Lenger, R.P. Bajpai, M. Drexel, M. Spielmann & J. Ambrusch, Principal mode of action and properties of homeopathic potencies identified as photons. *63rd LMHI-World-Congress 20-24 May, 2008, Oostende, Belgium*
- (181) K.Lenger, A physical and biochemical model of homeopathic function applied to patients with different diseases. *Subtle Energies & Energy Medicine in press 2009*
- (182) Rao ML, Roy R, Bell IR and Hoover R. The defining role of structure (including epitaxy) in the plausibility of homeopathy. *Homeopathy* 2007; Vol 96, Issue 3:175-182.
- (183) Bell IR, Lewis DA, Brooks AJ, Lewis SE and Schwartz G. Gas Discharge Visualization Evaluation of Ultramolecular Doses of Homeopathic Medicines under Blinded, Controlled Conditions. *J. Altern. And Compl. Med.* 2003; Vol 9 n°1:25-38.
- (184) Elia V, Niccoli M. New physico-chemical properties of Extremely diluted aqueous solutions. *Journal of Thermal Analysis and Calorimetry*, 2004; 75:815-836.
- (185) Elia V, Elia L, Cacace P, Napoli E, Niccoli M, Savarese F. Extremely diluted solutions as multi-variable systems. A study of calorimetric and conductometric behaviour as function of the parameter time. *Journal of Thermal Analysis and Calorimetry*, 2006;84:317-323.
- (186) Holandino C, Harduin R, Feo da Veiga V, Garcia S, Zacharias CR. Modeling Physical-Chemical Properties of High Dilutions: an electrical conductivity study. *Int J High Dilution Res*. 2008; 7(25):165-173.
- (187) Maity T, Ghosh D, Mahata CR. Effect of dielectric dispersion on potentised homeopathic medicines. *Homeopathy*. 2010;99:99-103.
- (188) Chattopadhyay R., Chakrabarty S, Sadhukhan M, Ganguly D, Syam P, Sutradhar A, Mahata CR. Dielectric dispersion studies of some potentised homeopathic medicines vis-à-vis concept of induced structure within the vehicle. *LMHI proceedings 66th Congress 2011*.
- (189) Rey L. Thermoluminescence of ultra-high dilutions of lithium chloride and sodium chloride. *Physica A: Statistical Mechanics and its Applications* 2003;Vol 323:67-74
- (190) Rey L. Can low-temperature thermoluminescence cast light on the nature of ultra-high dilutions? *Homeopathy*. 2007;96:170-174.
- (191) Bastide M. et Lagache A. *Revue Intern. Systémique*, 1995 ;9 :237-249 and *Altern Ther Health Med*. 1997 ;3 :35-9.
- (192) Agejouf, O., F.X. Eizayaga, V. Desplat, P. Belon, C. Doutremepuich. 2008. Prothrombotic and Hemorrhagic Effects of Aspirin. *Clinical Appl Thrombosis/Hemostas*. doi:10.1177/1076029608319945.
- (193) Belon P., Cumps J., Ennis M. Mannaioni P.F., Roberfroid M., Sainte-Laudy J., Wiegant F.A.C. Histamine dilutions modulate basophile activation. *Inflamm Res* 2004; 53: 181-188.
- (194) Bond, R. A. 2001 Is paradoxical pharmacology a strategy worth pursuing? *Trends in Pharmacologic Sci*, 22: 273–276.
- (195) Calabrese, E. J., J. Staudenmayer, E.J. Stanek. 2006. Drug development and hormesis. Changing conceptual understanding of the dose response creates new challenges and opportunities for more effective drugs. *Curr Opin Drug Discovery Develop*. 9: 117–123.
- (196) Calabrese, E. J., R. Blain. 2005. The occurrence of hormetic dose responses in the toxicological literature, the hormesis database: an overview. *Toxicol Appl Pharmacol*, 202: 289–301.

- (197) Chirumbolo S., Brizzi M., Ortolani R., Vella A., Bellavite P. Inhibition of CD203c membrane upregulation in human basophils by high dilutions of histamine: a controlled replication study. *Inflamm Res*. 2009; DOI 10.1007/s00011-009-0044-4
- (198) De Gendt, T., A. Desomer, M. Goossens, G. Hanquet, C. Léonard, R. Mertens, J. Piérart, J. Robays, D. Roberfroid, O., Schmitz, I. Vinck, L. Kohn. Stand van zaken van de homeopathie in België. Health Services Research (HSR). Brussel: Federaal Kenniscentrum voor de Gezondheidszorg (KCE). 2011. KCE Reports 154A. D/2011/10.273/12.
- (199) Eizayaga FX, Aguejouf O, Desplat V, Belon P, Dautrempuich C. 2007. Modifications produced by indomethacin and L-NAME in the effect of ultralow-dose aspirin on platelet activity in portal hypertension. *Pathophysiol Haemostasis Thrombosis* 35: 357-363
- (200) Endler, P.C., K Thieves, C. Reich, P. Matthiessen, L. Bonamin, C. Scherr, S. Baumgartner. 2010. Repetitions of fundamental research models for homeopathically prepared dilutions beyond 10-23. *Homeopathy* 99:25-36.
- (201) Guedes J. R. P., Ferreira C. M., Guimaraes H. M. B., Saldiva P. H. N., Capelozzi V. L. 2004. Homeopathically prepared dilution of Rana catesbeiana thyroid glands modifies its rate of metamorphosis. *Homeopathy* 93: 132-137.
- (202) Sainte Laudy, J., and P. Belon. 2009. Inhibition of basophil activation by histamine: A sensitive and reproducible model for study of biological activity of high dilutions. *Homeopathy*, 98:186-197.
- (203) Teixeira, M.Z. 2007. Bronchodilators, fatal asthma, rebound effect and similitude. *Homeopathy*, 96:135-137
- (204) Teixeira, M.Z. 2011. Rebound acid hypersecretion after withdrawal of gastric acid suppressing drugs: new evidence of similitude. *Homeopathy*:100:148-156
- (205) Welles, S.U., E. Suanjak-Traidl, S. Weber, W.Scherer-Pongratz, M. Frass, P.C. Endler, H. Spranger, H. Lothaller. 2007. Pretreatment with thyroxine (10e-8) and the effect of homeopathically prepared thyroxine (10-30) on highland frogs – a multi-researcher study. *Res Compl Med / Forsch Komplementärmed* 14: 353-357.
- (206) Witt, C.M., M. Bluth, H. Albrecht, T. Weißhuhn, S. Baumgartner, S.N. Willich. 2007. The in vitro evidence for an effect of high homeopathic potencies - A systematic review of the literature. *Compl Therap Med* 15:128-38.
- (207) See also Brizzi M, Betti L. "Statistical tools for alternative research in plants experiments – Advances in methodology and statistics" 2010. <http://mrvar.fdv.uni-lj.si/pub/mz/mz71/brizzi.pdf>
- (217) Lira-Salazar G, Marines-Montiel E, Torres-Monzon J, Hernandez-Hernandez F, Salas-Benito JS. Effects of homeopathic medications Eupatorium perfoliatum and Arsenicum album on parasitemia of Plasmodium berghei-infected mice (Malaria). *Homeopathy*. 2006;95:223-228.
- (218) Rajkumar R, Srivastava SK, Yadav MC, Varshney VP, Varshney JP, Kumar H. Effect of a Homeopathic complex on oestrus induction and hormonal profile in anoestrus cows. *Homeopathy*. 2006;95:131-135.
- (219) Berchieri A, Turco WCP, Paiva JB, Oliveira GH, Sterzo EV. Evaluation of isopathic treatment of Salmonella enteritidis in poultry. *Homeopathy*. 2006;95:94-97.
- Aboutoul R. Snake remedies and eosinophilic granuloma complex in cats. *Homeopathy*. 2006;95:15-19.
- (220) Werner C, Sobiraj A, Sundrun A. Efficacy of homeopathic and antibiotic treatment strategies in cases of mild and moderate bovine clinical mastitis. *Journal of Dairy Research*. PubMed 2010.
- (221) Soto FRM & all. A randomized controlled trial of homeopathic treatment of weaned piglets in a commercial swine herd. *Homeopathy*. 2008;97:202-205.
- (222) Zacharias F & all. Effect of homeopathic medicines on helminth parasitism and resistance of Haemonchus contortus infected sheep. *Homeopathy*. 2008;97:145-151.
- (223) Klocke P, Ivermeyer S, Butler G, Maeschli A, Hail F. A randomized controlled trial to compare the use of homeopathy and internal Teat Sealers for the prevention of mastitis in organically farmed dairy cows during the dry period and 100 days post-calving. *Homeopathy*. 2010;99:90-98.
- (224) Camerlink I, Ellinger L, Bakker EJ, Lantinga EA. Homeopathy as replacement to antibiotics in the case of Escherichia coli diarrhea in neonatal piglets. *Homeopathy*. 2010;99:57-62.
- (225) Magnani P, Conforti A, Zanolin E, Marzotto M, Bellavite P. Dose-effect study of Gelsemium Sempervirens in high dilutions on anxiety-related responses in mice. *Psychopharmacology* 2010;210:533-545.

Chapter X

- (226) Bedayn, Greg, 'As If One Patient', *The American Homeopath* 1998
- (227) Dr. Thomas L. Bradford's 'The Logic of Figures ...' (1900)
- (228) Saine, André, 'From its Roots Upwards', Interview with André Saine, N.D., D.H.A.N.P., Vienna January 1994
- (229) Stahl E., Hadulla M.M., Richter E., Homöopatische Behandlung der Influenza – Vogelgrippe, *Allgemeine Homöopatische Zeitung*, 2006
- (230) Gebhardt, A. v., *Handbuch der Homöopathie*, Leipzig, Germany 1929
- (231) Humphreys, F., *Cholera and its homoeopathic treatment*, New York: William Radde Publisher, 1849.
- (232) Winston, J., Some history of the treatment of epidemics with Homeopathy by Julian Winston, 2006, www.whale.to/v/winston.html
- (233) Dearborn, Frederick M. MD, *American Homeopathy in the World War*; 1923
- (234) Dewey, W.A., *Homeopathy in Influenza- A Chorus of Fifty in Harmony*, *Journal of the American Institute of Homeopathy* in 1921
- (235) Hoover, Todd A., *Homeopathic prophylaxis*, *The American Homeopath*, October 2006
- (236) Marani, Dr Lyndon, (Ministry of Health); Nairobi, 8 October 2007 (Plus-News)
- (237) World Bank, Global HIV/AIDS Program of the World Bank 17-18 June 2003.
- (238) Gaucher C, Jeulin D, Peycru P, Pla A, Amengual C, Cholera and homeopathic medicine: The Peruvian experience. *Br. Hom. J.* 1993;82:155-163.
- (239) Jacobs J. Treatment of acute childhood diarrhoea with homeopathic medicine: a randomized clinical trial in Nicaragua. *Pediatrics* 1994; 93: 719-725.
- Jacobs J., Jimenez M., Malthouse S., Chapman E., Crothers D., Masuk M., Jonas W.B., Acute Childhood Diarrhoea – A Replication., *Journal of Alternative and Complementary Medicine*, 6, 2000, 131-139.
- (240) Bracho G, Varela E, Fernández R, et al. Large-scale application of highly-diluted bacteria for Leptospirosis epidemic control. *Homeopathy* 2010; 99: 156-166.
- (241) Vickers A, Smith C. Homeopathic Oscillococtinum for preventing and treating influenza and influenza-like syndromes. *Cochrane Database of Systematic Reviews* 2009, Issue 3. Art. No.: CD001957. DOI: 10.1002/14651858.CD001957.pub4

Chapter VIII

- (208) Aslan S, Findik M, Kalender H, Celebi M, Izkür H, Handler J (2000). Verbesserung der postpartalen Fertilität von Kühen durch Pulsatilla miniplex (Improvement of cows by Pulsatilla miniplex). *Wiener Tierärztliche Monatsschrift* 87:359-362.
- (209) Sekular PS, Dakshinder NP, Sarode DB, Rode AM, Kothedar MD (2000). Evaluation of homeopathic drugs in hypogalactia of cows. *Indian Veterinary Journal* 77:813-814.
- (210) Williamson AV, Mackie WL, Crawford WJ, Rennie B (1991). A study using Sepia 200c given prophylactically postpartum to prevent anoestrus problems in dairy cows. *British Homeopathic Journal*, 80:149-156.
- (211) Searcy R, Reyes O, Guajardo G (1995). Control of subclinical bovine mastitis. Utilization of a homeopathic combination. *British Homeopathic Journal* 84:67-70.
- (212) Varshney JP, Naresh R (2005). Comparative efficacy of homeopathic and allopathic systems of medicine in the management of clinical mastitis of Indian dairy cows. *Homeopathy*, 94:81-85.
- (213) Filliat C. Particularité de l'utilisation de l'homéopathie en production avicole. *Annals of the "Entretiens Internationaux de Monaco 2002"*, 5-6 October 2002, www.giriweb.com.
- (214) Riaucourt A. L'Exemple de la Filière Porcine. *Annals of the "Entretiens Internationaux de Monaco 2002"*, 5-6 October, 2002, www.giriweb.com.

Examples of recent veterinary homeopathic publications (2006-2011):

- (215) Chaudhuri S, Varshney JP. Clinical management of babesiosis in dogs with homeopathic Crotalus horridus 200C versus allopathy. *Homeopathy*. 2007;96:90-94.
- (216) Varshney JP. Clinical management of idiopathic epilepsy in dogs with homeopathic Belladonna 200 C: A case series. *Homeopathy*. 2007;46-48.